

***OFFICIAL RETURNS***

***of the***

***Special Election***

***held in***


***Clark County, Washington***

***February 11, 2025***

## Oath of Authenticity


STATE OF WASHINGTON            )  
  ) ss.  
COUNTY OF CLARK            )


I solemnly swear that the unofficial returns and supporting documentation of the Special Election held on February 11, 2025, in Clark County, State of Washington, are true and correct.

  
\_\_\_\_\_  
Greg Kimsey, County Auditor

Subscribed and sworn before me this 21st day of February, 2025.



  
\_\_\_\_\_  
Glen Yung, County Legislative Authority Designee (witness)

  
\_\_\_\_\_  
Amanda Migchelbrink, County Prosecuting Attorney Designee (witness)


## Certification of the Canvassing Board


STATE OF WASHINGTON            )  
  ) ss.  
COUNTY OF CLARK            )

The undersigned officers designated by law as constituting the Canvassing Board for the County of Clark, State of Washington, hereby certify that this is a full, true and correct copy of the Abstract of Votes including the number of registered eligible voters, cumulative results, precinct results, and report of votes cast at the Special Election held on February 11, 2025, in Clark County, State of Washington.

Witness our hands and official seal this 21st day of February, 2025.

  
\_\_\_\_\_  
Greg Kimsey, County Auditor

  
\_\_\_\_\_  
Glen Yung, County Legislative Authority Designee

  
\_\_\_\_\_  
Amanda Migchelbrink, County Prosecuting Attorney Designee



**Final Report**

February 11, 2025 Special Election

Run Time 2:16 PM

Run Date 02/21/2025

**Clark County, Washington****Special Election**

2/11/2025

Page 1

**Official Results**

Registered Voters

99813 of 324007 = 30.81%

**City of Camas - Proposition No. 5**

Choice	Party	Election Day Voting		Total	
Approved		2,490	39.37%	2,490	39.37%
Rejected		3,835	60.63%	3,835	60.63%
	Cast Votes:	6,325	100.00%	6,325	100.00%
	Undervotes:	7		7	
	Overvotes:	0		0	

**Battle Ground School District No. 119 Proposition No. 8**

Choice	Party	Election Day Voting		Total	
Levy...Yes		10,115	49.85%	10,115	49.85%
Levy...No		10,175	50.15%	10,175	50.15%
	Cast Votes:	20,290	100.00%	20,290	100.00%
	Undervotes:	12		12	
	Overvotes:	0		0	

**Evergreen School District No. 114 - Proposition No. 7**

Choice	Party	Election Day Voting		Total	
Levy, Yes		14,686	51.95%	14,686	51.95%
Levy, No		13,585	48.05%	13,585	48.05%
	Cast Votes:	28,271	100.00%	28,271	100.00%
	Undervotes:	80		80	
	Overvotes:	8		8	

**Evergreen School District No. 114 - Proposition No. 8**

Choice	Party	Election Day Voting		Total	
Levy, Yes		15,040	53.23%	15,040	53.23%
Levy, No		13,215	46.77%	13,215	46.77%
	Cast Votes:	28,255	100.00%	28,255	100.00%
	Undervotes:	98		98	
	Overvotes:	6		6	

**Final Report**

February 11, 2025 Special Election

Run Time 2:16 PM  
Run Date 02/21/2025

**Clark County, Washington**

Special Election

2/11/2025

Page 2

**Official Results**

Registered Voters  
99813 of 324007 = 30.81%

**Hockinson School District No. 98 Proposition No. 9**

Choice	Party	Election Day Voting		Total	
Approved		1,759	46.92%	1,759	46.92%
Rejected		1,990	53.08%	1,990	53.08%
	Cast Votes:	3,749	100.00%	3,749	100.00%
	Undervotes:	0		0	
	Overvotes:	0		0	

**La Center School District No. 101 Proposition No. 6**

Choice	Party	Election Day Voting		Total	
Levy...Yes		1,776	59.44%	1,776	59.44%
Levy...No		1,212	40.56%	1,212	40.56%
	Cast Votes:	2,988	100.00%	2,988	100.00%
	Undervotes:	2		2	
	Overvotes:	0		0	

**Mount Pleasant School District No. 29-93 Proposition No. 1**

Choice	Party	Election Day Voting		Total	
Levy...Yes		1	33.33%	1	33.33%
Levy...No		2	66.67%	2	66.67%
	Cast Votes:	3	100.00%	3	100.00%
	Undervotes:	0		0	
	Overvotes:	0		0	

**Ridgefield School District No. 122 Proposition No. 12**

Choice	Party	Election Day Voting		Total	
Yes		4,985	54.80%	4,985	54.80%
No		4,111	45.20%	4,111	45.20%
	Cast Votes:	9,096	100.00%	9,096	100.00%
	Undervotes:	20		20	
	Overvotes:	1		1	

**Final Report**

February 11, 2025 Special Election

Run Time 2:16 PM  
Run Date 02/21/2025

**Clark County, Washington**

Special Election

2/11/2025

Page 3

**Official Results**

Registered Voters  
99813 of 324007 = 30.81%

**Ridgefield School District No. 122 Proposition No. 13**

Choice	Party	Election Day Voting		Total	
Yes		5,013	55.18%	5,013	55.18%
No		4,071	44.82%	4,071	44.82%
	Cast Votes:	9,084	100.00%	9,084	100.00%
	Undervotes:	32		32	
	Overvotes:	1		1	

**Vancouver School District No. 37 Proposition No. 7**

Choice	Party	Election Day Voting		Total	
Yes		15,715	53.70%	15,715	53.70%
No		13,547	46.30%	13,547	46.30%
	Cast Votes:	29,262	100.00%	29,262	100.00%
	Undervotes:	23		23	
	Overvotes:	0		0	

\*\*\* End of report \*\*\*