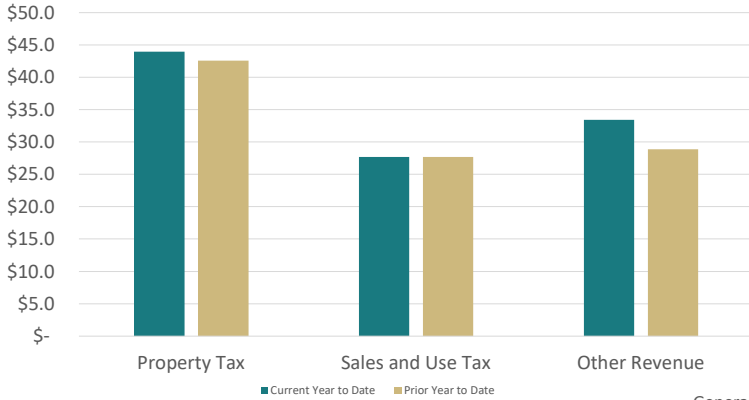




General Fund - Revenue

(In millions)

General Fund - Year to Date: Revenue Comparison



Revenue Year to Date

Revenue Source	% Change
Property Tax	3.26%
Sales and Use Tax	-0.06%
Other Revenue	15.73%

Second Quarter Revenue

Revenue Source	% Change
Property Tax	3.26%
Sales and Use Tax	-0.06%
Other Revenue	15.73%

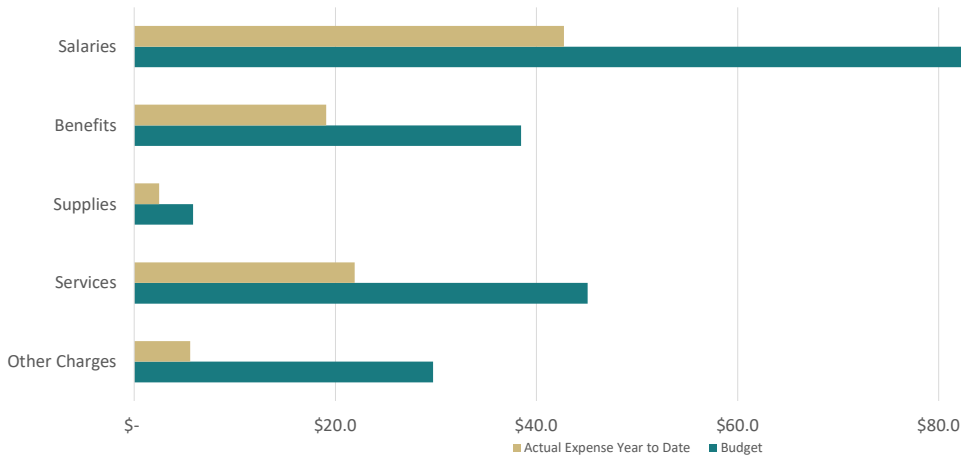
General Fund - Second Quarter: Revenue Comparison



General Fund - Expenses

(In millions)

General Fund - Year to Date: Actual Expenses to Budget



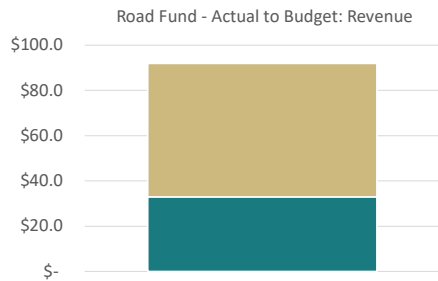
Expense Budget Remaining for Year

Expense Type	% Remaining
Salaries	48.98%
Benefits	50.35%
Supplies	57.58%
Services	51.38%
Other Charges	81.29%

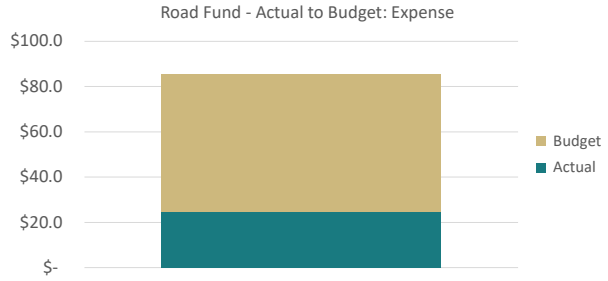


Road Fund

(In millions)



Total Budgeted Revenue Remaining to Collect: 64%

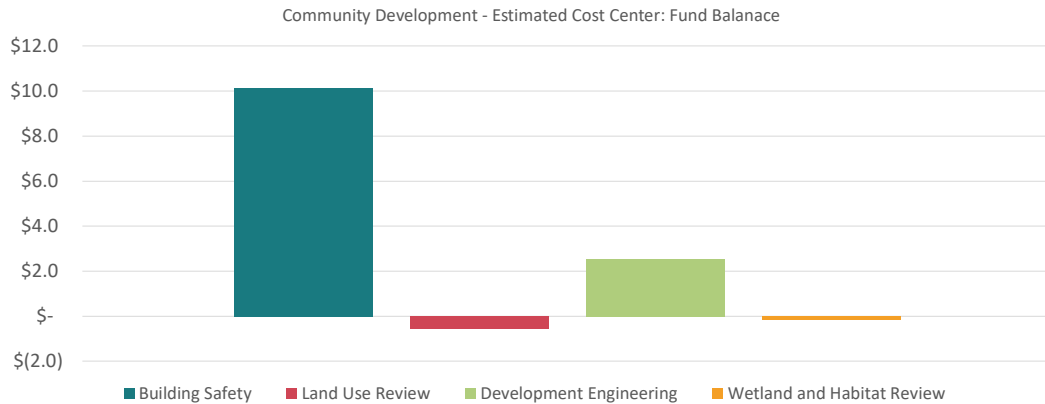


Total Budgeted Expenses Remaining: 71%

Estimated Fund Balance Second Quarter: \$ 43,845,136.91

Community Development

(In millions)



Estimated General Fund Transfer: \$ 690,076.59

American Rescue Plan Grant

(In millions)

	\$ 94.8		
	Committed	Spent	Remaining
Services to the unhoused	15.5	5.4	10.1
Technology and Cyber Security	10.0	8.3	1.8
Public health response	7.6	2.1	5.4
Employee Retention	3.7	3.1	0.6
North Country EMS Project	2.8	2.5	0.3
Facilities Planning	17.0	0.0	17.0
Small Business/Community Grant Program	5.0	2.0	3.0
Indigent Defense Assistance	1.4	0.5	0.9
Prosecution Attorney Assistance	2.2	1.4	0.7
Delinquent Taxes Assistance	0.9	0.4	0.5
Broadband Expansion	4.6	0.0	4.6
County Department Small Projects	3.2	1.7	1.5
Revenue Recovery	14.8	14.9	-0.1
ARPA Administration	1.1	0.3	0.8
Total	\$ 89.8	\$ 42.6	\$ 47.2

Uncommitted Grant \$ 5.0