

***OFFICIAL RETURNS***

***of the***

***Special Election***

***held in***


***Clark County, Washington***

***February 9, 2021***

**Oath of Authenticity**


STATE OF WASHINGTON )  
 ) ss.  
COUNTY OF CLARK )


I solemnly swear that the unofficial returns and supporting documentation of the Special Election held on February 9, 2021, in Clark County, State of Washington, are true and correct.

  
\_\_\_\_\_  
County Auditor



Subscribed and sworn before me this 19th day of February, 2021.

  
\_\_\_\_\_  
County Legislative Authority (witness)

  
\_\_\_\_\_  
County Prosecuting Attorney Designee (witness)


**Certification of the Canvassing Board**


STATE OF WASHINGTON )  
 ) ss.  
COUNTY OF CLARK )


The undersigned officers designated by law as constituting the Canvassing Board for the County of Clark, State of Washington, hereby certify that this is a full, true and correct copy of the Abstract of Votes including the number of registered eligible voters, cumulative results, precinct results, and report of votes cast at the Special Election held on February 9, 2021, in Clark County, State of Washington, and that the following are the true and reconciled numbers of voters and votes counted.

Witness our hands and official seal this 19th day of February, 2021.



  
\_\_\_\_\_  
County Auditor

  
\_\_\_\_\_  
County Legislative Authority

  
\_\_\_\_\_  
County Prosecuting Attorney Designee

**Final Report**

February 9, 2021 Special Election

Run Time 2:29 PM

Run Date 02/19/2021

**Clark County, Washington****Special Election**

2/9/2021

Page 1

**Official Results****Registered Voters**

31257 of 80013 = 39.06%

**Battle Ground School District No. 119 Proposition No. 5**

Choice	Party	Election Day Voting		Total	
Levy...Yes		9,733	47.58%	9,733	47.58%
Levy...No		10,722	52.42%	10,722	52.42%
	Cast Votes:	20,455	100.00%	20,455	100.00%
	Undervotes:	14		14	
	Overvotes:	1		1	

**Camas School District No. 117 Proposition No. 4**

Choice	Party	Election Day Voting		Total	
Levy...Yes		5,623	52.76%	5,623	52.76%
Levy...No		5,035	47.24%	5,035	47.24%
	Cast Votes:	10,658	100.00%	10,658	100.00%
	Undervotes:	129		129	
	Overvotes:	0		0	

**Camas School District No. 117 Proposition No. 5**

Choice	Party	Election Day Voting		Total	
Levy...Yes		5,823	55.55%	5,823	55.55%
Levy...No		4,660	44.45%	4,660	44.45%
	Cast Votes:	10,483	100.00%	10,483	100.00%
	Undervotes:	304		304	
	Overvotes:	0		0	

\*\*\* End of report \*\*\*