



Clark County Jail Master Plan Options

Presented by:

Chuck Atkins, Sheriff

Ric Bishop, Chief Deputy

DLR Group, Architecture Engineering Planning Interiors



Introduction
Sheriff Atkins

Re-Entry
Chief Bishop

DLR Group



Re-Entry by the Numbers

In 2014; 560 inmates participated in Reentry
- Of those, 244 were reincarcerated in 2015
= 316 program participants did not return in 2015,
or a 44% reincarceration rate.

Of the 244 Who were reincarcerated, the numbers of bookings in 2015 actually increased by 6.5% (650/692)

That said, the reasons for incarceration changed:

Administrative Sanction	78.9% increase (261/467)
New B Felony	31.9% decrease (94/64)
New C Felony	29.8% decrease (235/165)
New Gross Misdemeanor	20.0% decrease (641/513)
New Misdemeanor	28.5% decrease (347/248)



Re-Entry

Our program is small and still developing, but...

Clark County's preliminary results resemble the findings of Maricopa County, AZ who experienced a 90% reduction in probation absconders and a 29% decrease in new felony convictions after implementing a DOJ funded post-prison re-entry initiative (Rogers 2016).

Rogers, D., (2016). Probation and Parole Reform. Corrections Forum 25(4), 30-38.



Master Plan Process

- Projected Beds vs Planned Beds
- 3 Dimensional Operation Flows
- Integration of Justice Needs
- Site Constraints
- Urban Design Approach
- Future “Proofing”
- Community Based Solutions



Jail Capacity Needs

Current Capacity – 793 beds with 120 closed beds

Need the right beds in the right location

Calculation Method	Offender Population	Bed Need	Design/Estimating Range
Method I	1,050	1,260	1,197 – 1,323
Method II	1,367	1,640	1,558 – 1,722
Method III	924	1,109	1,054 – 1,165

Note: Projections are to year 2036

Classification Types

Medium (levels 4-5-6)

Maximum (levels 7-8-9)

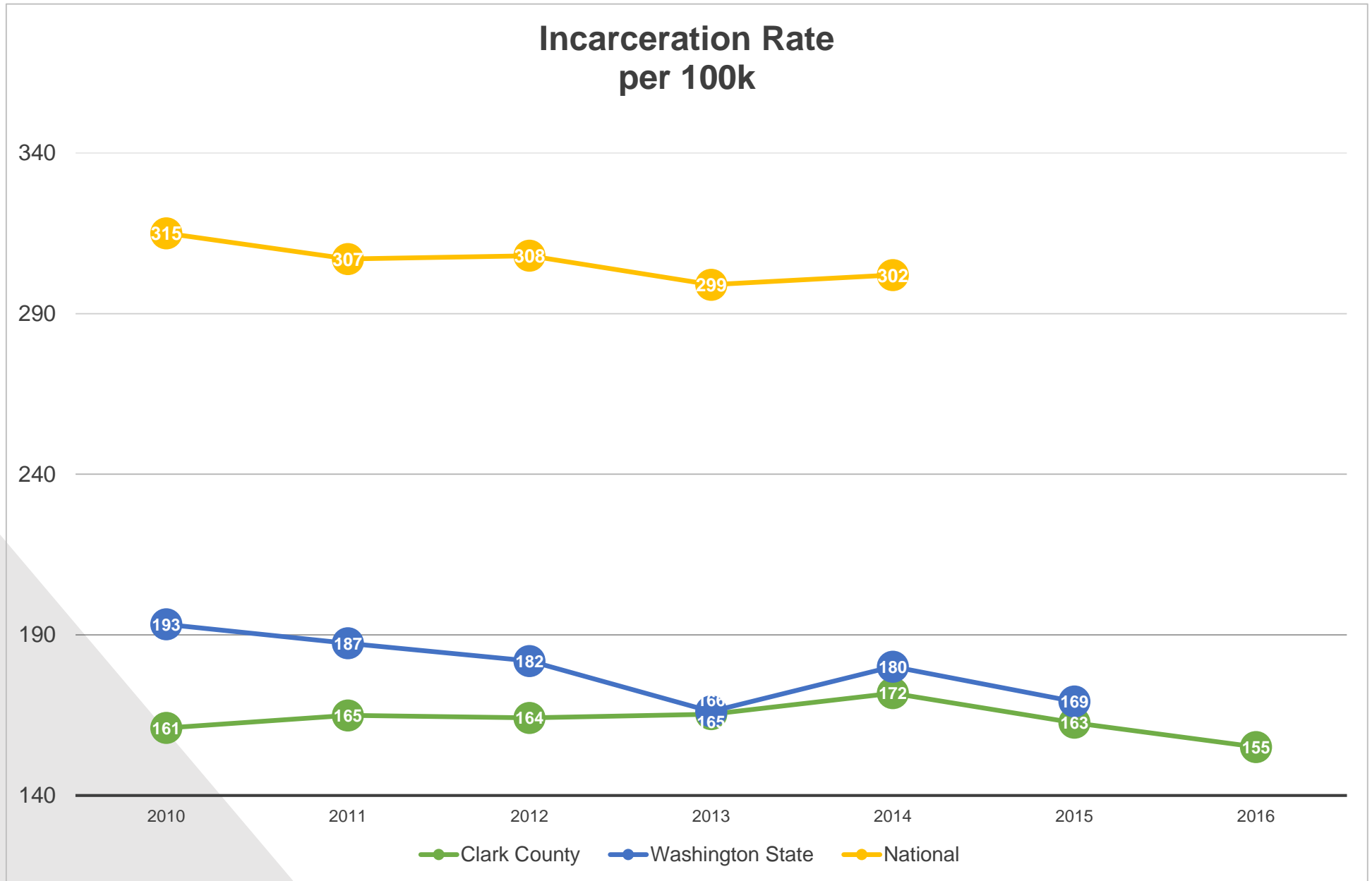
Assessment (levels TBD)

Medical (all levels)

ATR (Adult Transition & Reentry: levels 1-2-3)



Incarceration Rates





Needs Assessment

Existing Jail Facilities

Space Needs Assessment

	GSF
Sheriff's Administration	20,333
Records	17,046
Jail Administration	18,062
HQ	1,840
Jail Operations	3,256
Jail Operations Support	9,295
District Court Probation Services	15,170
Health Services	10,849
Intake & Release	22,063
Inmate Housing	135,829
Re-Entry	9,642
Adult Transition & Re-entry	50,717
Community	28,039
Jail Industries	21,995
Facilities	2,427
Court Suite	10,000
Total	366,564

	GSF
Sheriff's Administration	4,898
Records	13,536
Jail Administration	9,721
HQ	-
Jail Operations	6,274
Jail Operations Support	796
District Court Probation Services	6,760
Health Services	4,056
Intake & Release	11,365
Inmate Housing	61,788
Re-Entry	-
JWC & Re-entry	30,544
Community	-
Jail Industries	20,447
Other (Facilities, Building Systems)	11,095
Court Suite	-
Total	181,280



Trends in 21st Century Jails

- Direct Supervision
- Natural Daylight
- Normative/less institutional colors and furniture
- PREA compliance
- Suicide mitigation (physical plant)
- Suicide mitigation (programs and services)
- Smaller housing pods
- Mixed personal visitation modes (non-contact, video, phone)
- Mixed professional visitation modes (non-contact, video, phone)
- Appropriate number of single cells (at least 10%)
- Appropriate number of cells for classification and peaking
- Intake services include medical and mental health screenings
- Assessment process for appropriate classification
- Special needs offender management other than solitary confinement
- Officer training program – appropriate space to provide classroom and physical training
- Outcome accountability
- Program availability and meaningfulness
- Reentry programs - Meaningful community services connections developed during reentry programming
- Leveraging technology appropriately
- Best Practice Based Operational policies and metrics
- Triage & diversion of low level offenders who are mentally ill and/or chemically dependent to appropriate care facilities.



The Site





Master Plan Studies

Overview

Master Plan Study 1
Renovate Existing to Housing and Admin (434 beds)

Master Plan Study 2
Renovate Existing to Housing and Admin,
New Construction to Meet Space Needs (897 beds)

Preferred Master Plan Study
Renovate Existing to Admin,
New Construction to Meet Space Needs (1,028 beds)

Preferred Master Plan Study – Phase 1 Option 1
Renovate Existing to Admin,
New Construction to Meet Space Needs (796 beds)

Preferred Master Plan Study – Phase 1 Option 2
Renovate Existing to Admin,
New Construction to Meet Space Needs (612 beds)



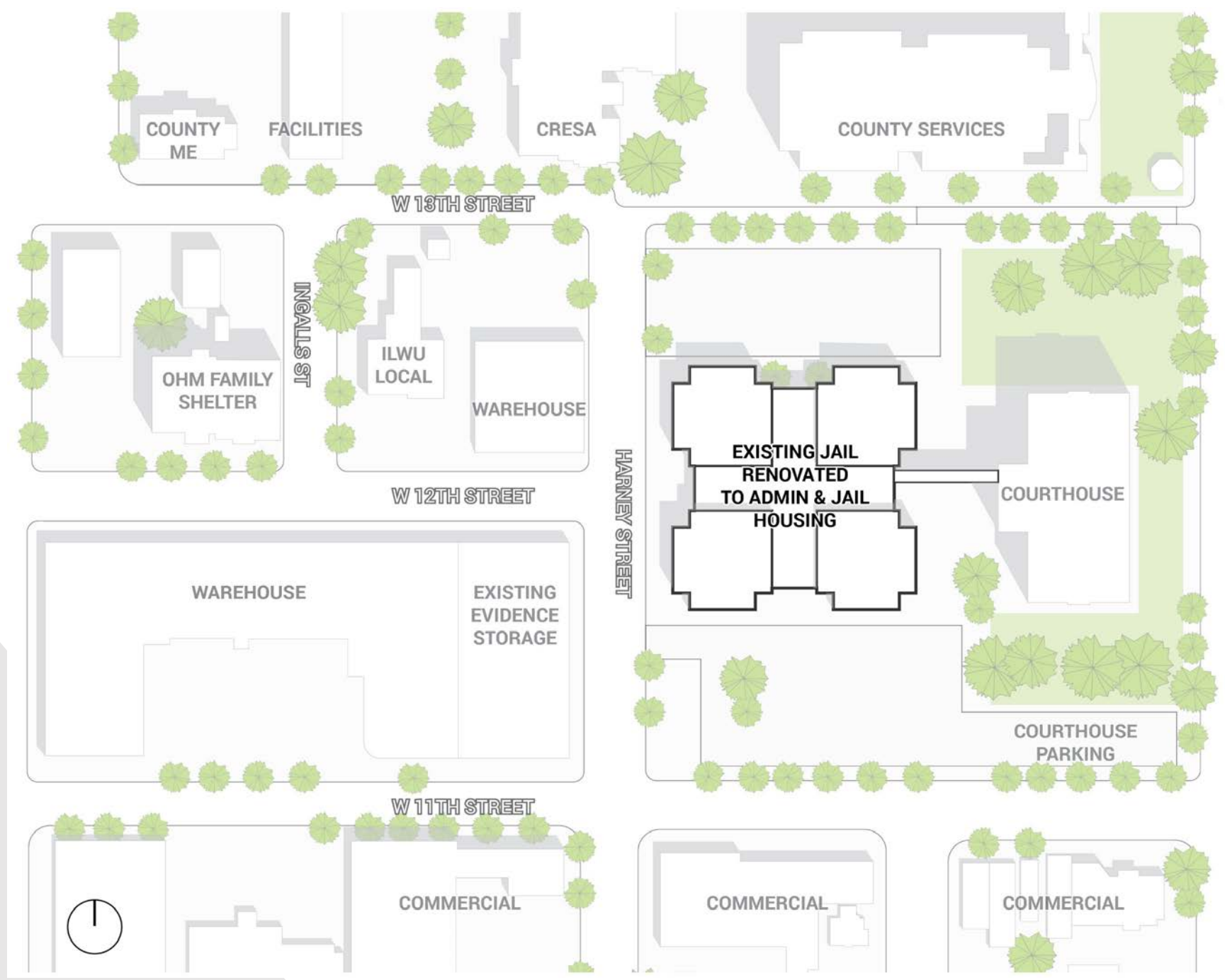
Master Plan Study 1

Renovate Existing to Housing & Admin



Master Plan Study 1

Renovate Existing to Housing & Admin





Master Plan Study 1

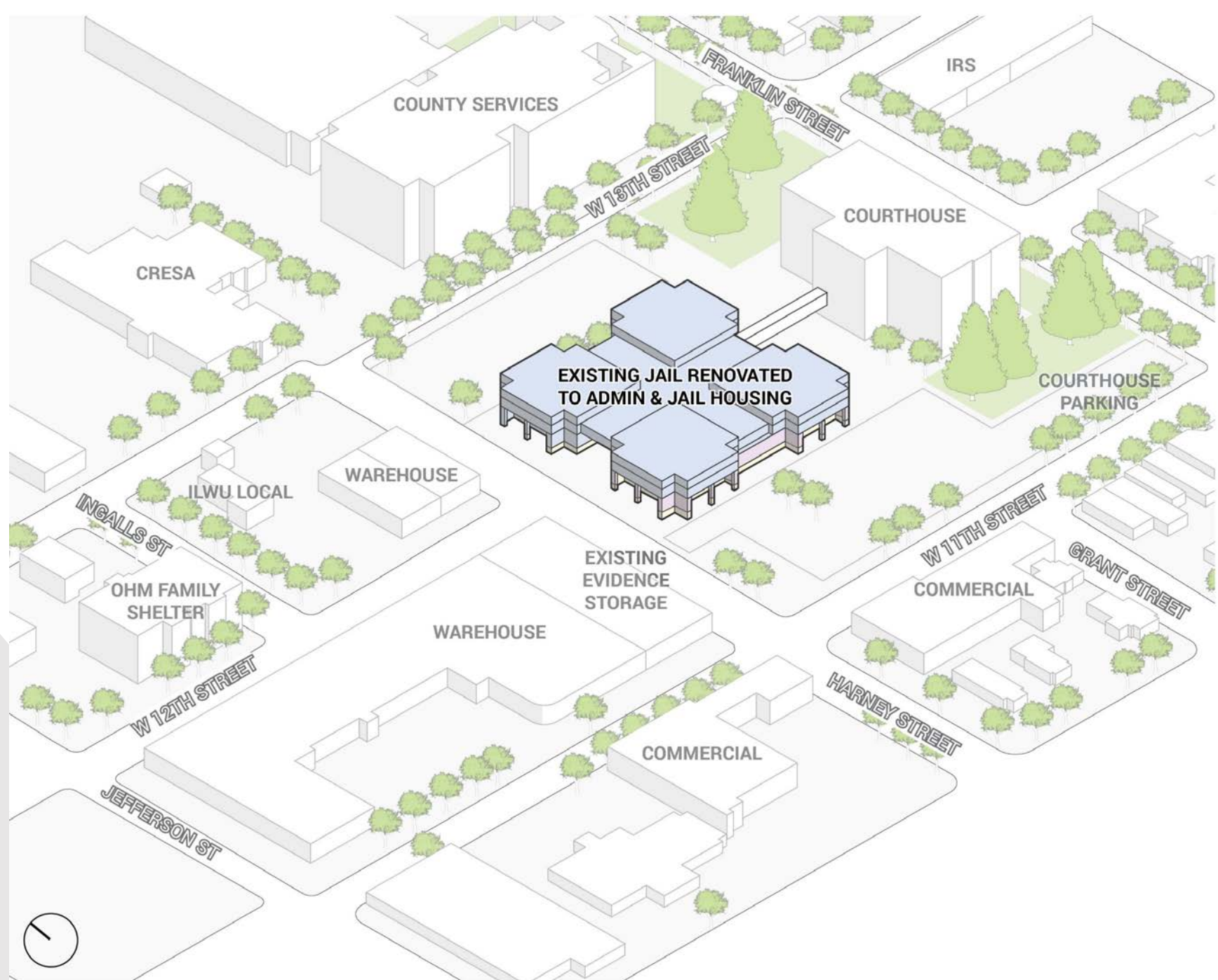
Renovate Existing to Housing & Admin

Bed Count

Jail	234
JWC	200
Total	434

Incarceration rate* if providing 434 beds = 67.3

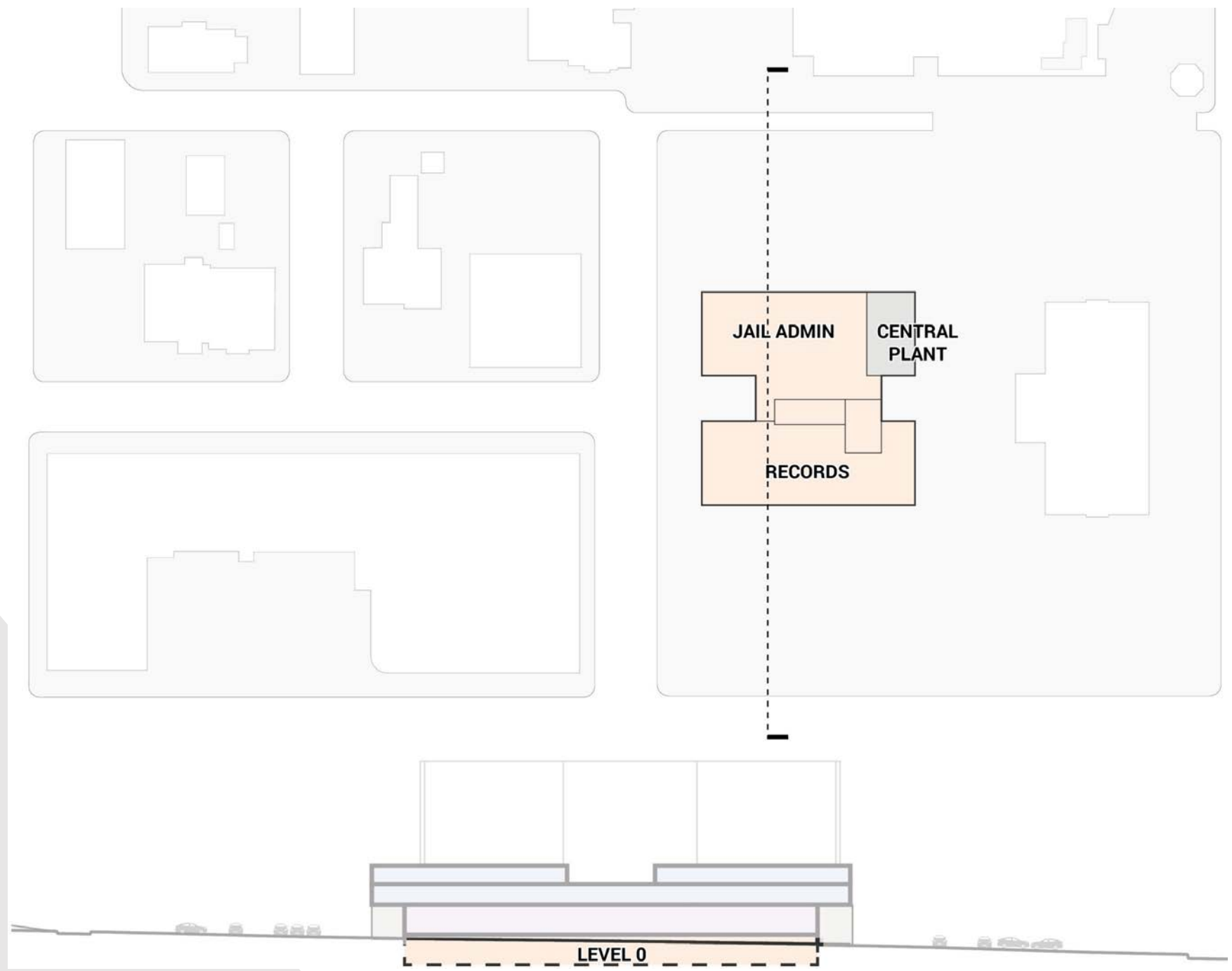
*based on 2022 County population





Master Plan Study 1

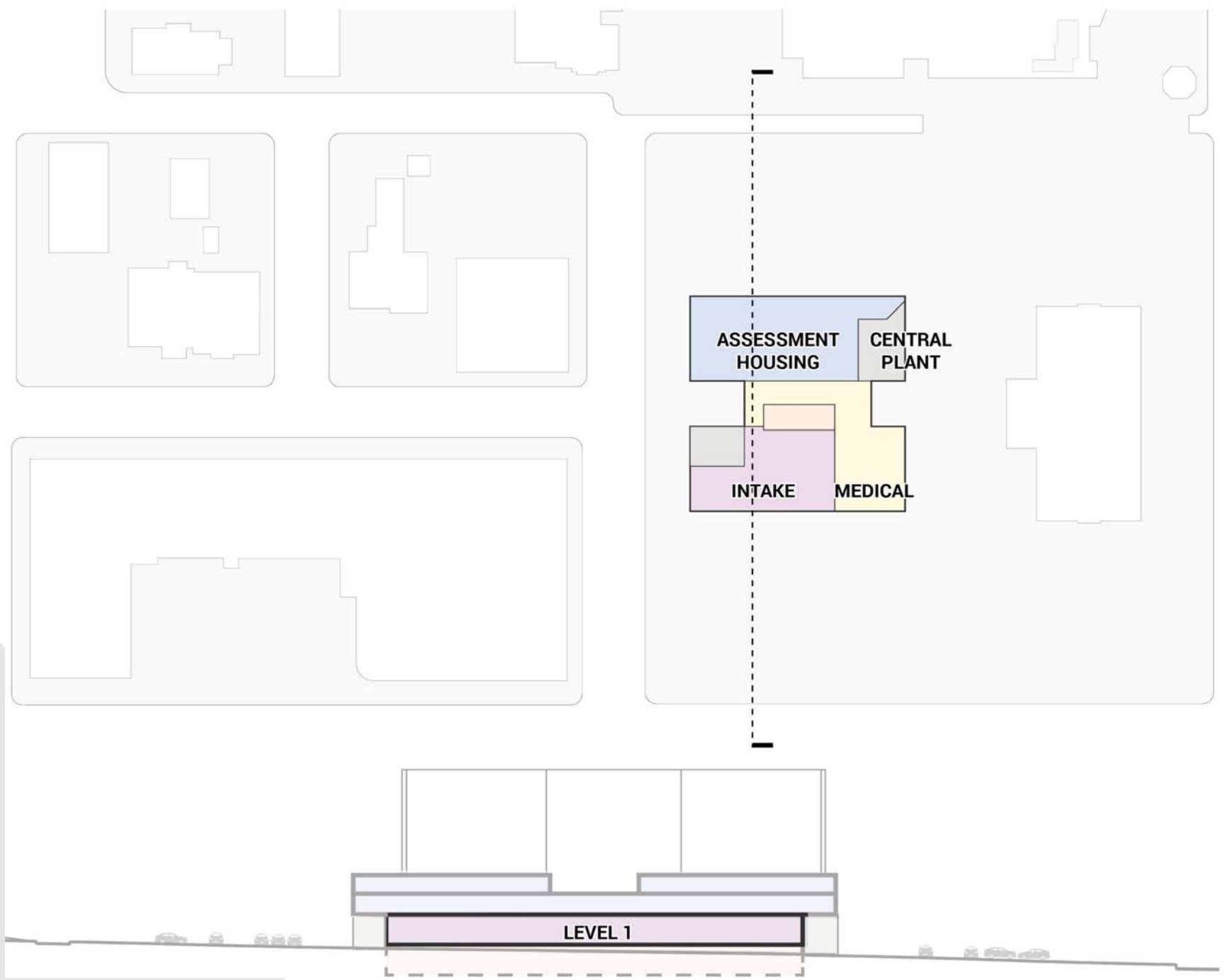
Renovate Existing to Housing & Admin





Master Plan Study 1

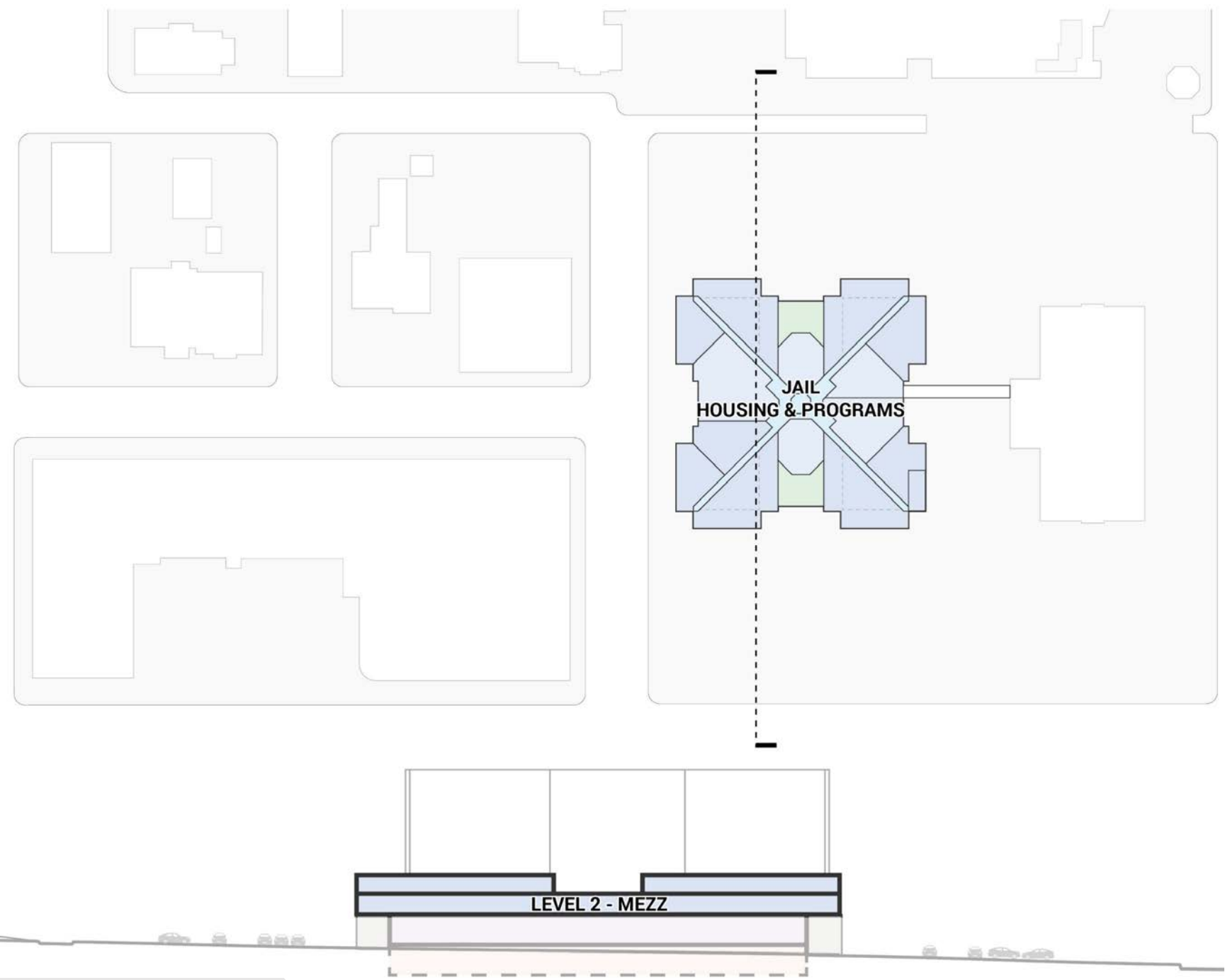
Renovate Existing to Housing & Admin





Master Plan Study 1

Renovate Existing to Housing & Admin





Master Plan Study 1

Renovate
Existing to
Housing &
Admin

2022 bed need	952
This study	434
Difference	-518
Meets 46% of need	

PROGRAM	GROSS SQ FEET	STUDY 1
Sheriff Admin	20,333	-20,333
Records	17,046	PROGRAM MET
Jail Admin	18,062	PROGRAM MET
HQ	1,840	PROGRAM MET
Jail Operations	3,256	PROGRAM MET
Jail Operations Support	9,295	PROGRAM MET
DCPS	15,170	-15,170
Health Services	10,849	PROGRAM MET
Intake & Release	22,063	-13,780
Inmate Housing	135,829	-85,027
Re-Entry	9,642	-5,283
ATR	50,717	-50,717
Community	28,039	-28,039
Jail Industries	21,995	-21,995
Facilities	2,427	PROGRAM MET
Court	10,000	-10,000
TOTAL	376,564	-250,345



Master Plan Study 1

Renovate Existing to Housing & Admin

Bed Count

Jail	234
JWC	200
Total	434

Project Cost Range

\$63 - \$67 Million

Plus Construction Duration Bed Rental Cost of \$24 Million

Summary

Pros

- Interior renovation of existing housing units to support current operational model means upgrading housing units will be safer and will support operational best practices.
- Interior renovation of administrative spaces and mechanical, electrical, security, and plumbing systems will remedy existing building deficiencies.
- Because full program requirements are not being met by project scope, this is the least cost Master Plan approach.

Cons

- Does not provide adequate space for LEC program requirements
 - Jail bed count below program requirements
 - Intake & release space inadequate for efficient operations
 - Administrative space requirements not met
- Existing building geometry forces inefficient operational layout
- Administrative spaces located below jail housing units create substandard working conditions and challenging maintenance issues.
- JWC functions will not be relocated to LEC campus – operationally inefficient and not freeing up prime development land on the river.



Master Plan Study 2

Renovate Existing to Housing, Build New to Meet Space Needs



Master Plan Study 2

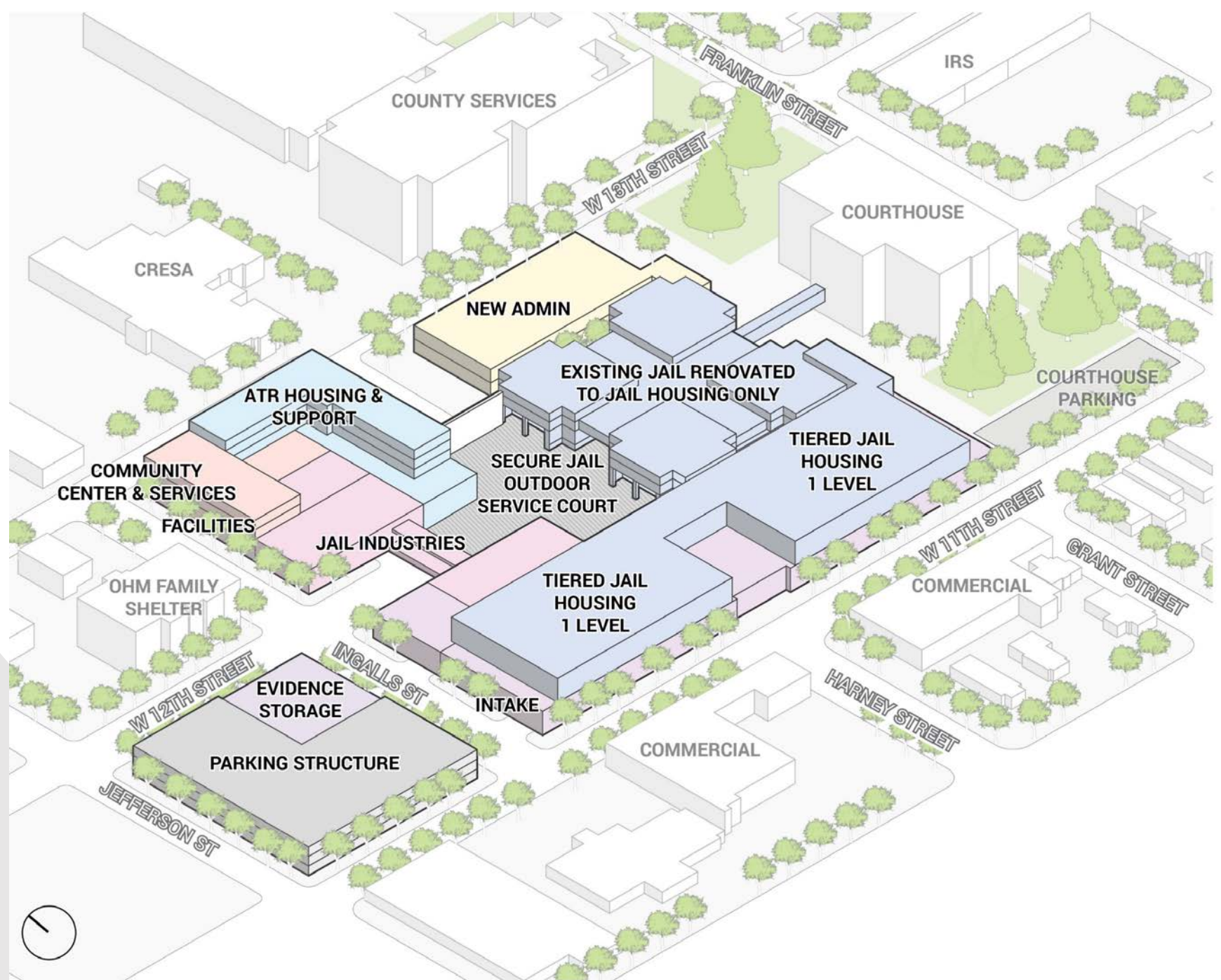
Renovate Existing to Housing, Build New to Meet Space Needs

Bed Count

Jail	609
ATR	288
Total	897

Incarceration rate* if providing 897 beds = 139.2

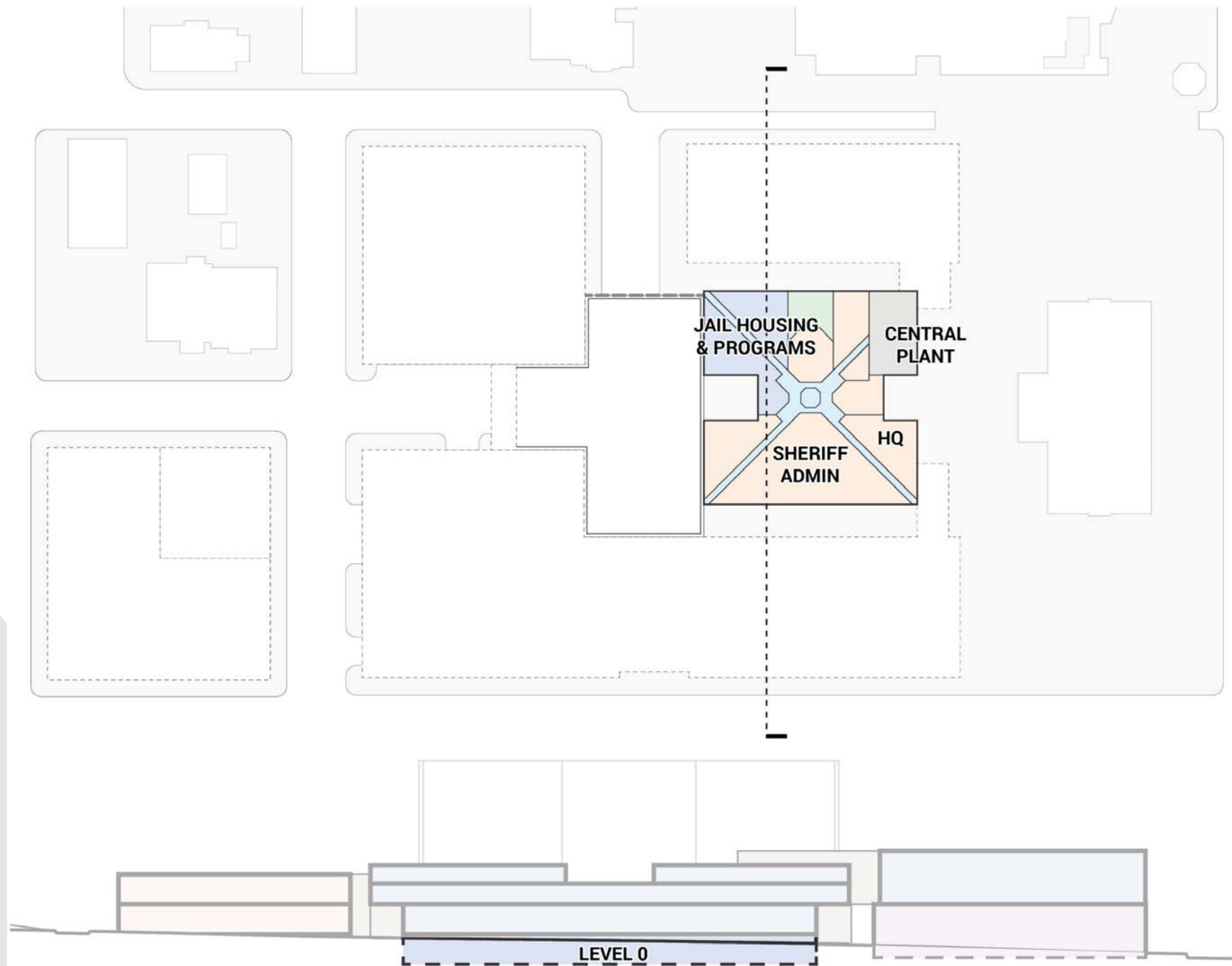
*based on 2022 County population





Master Plan Study 2

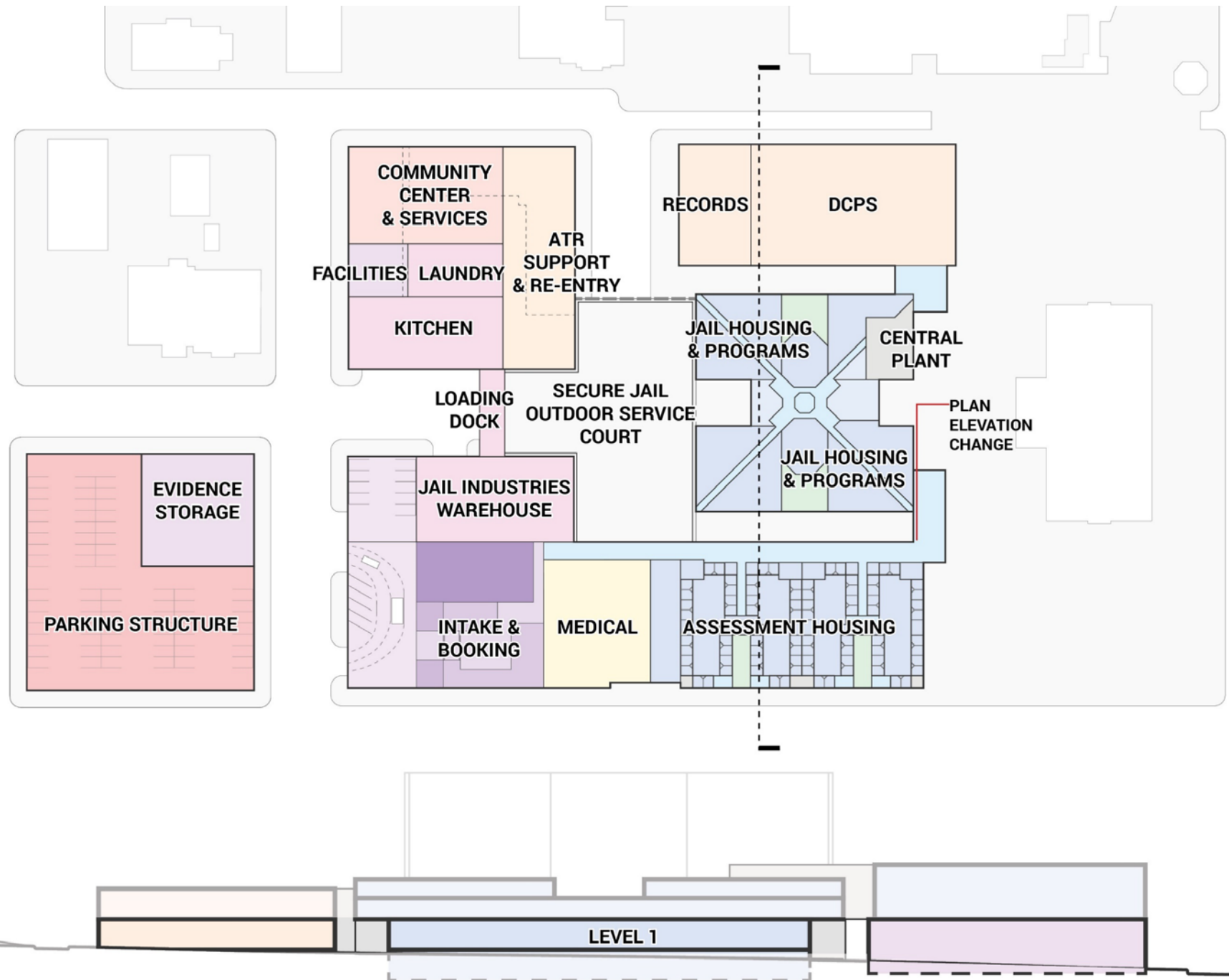
Renovate
Existing to
Housing,
Build New to
Meet Space
Needs





Master Plan Study 2

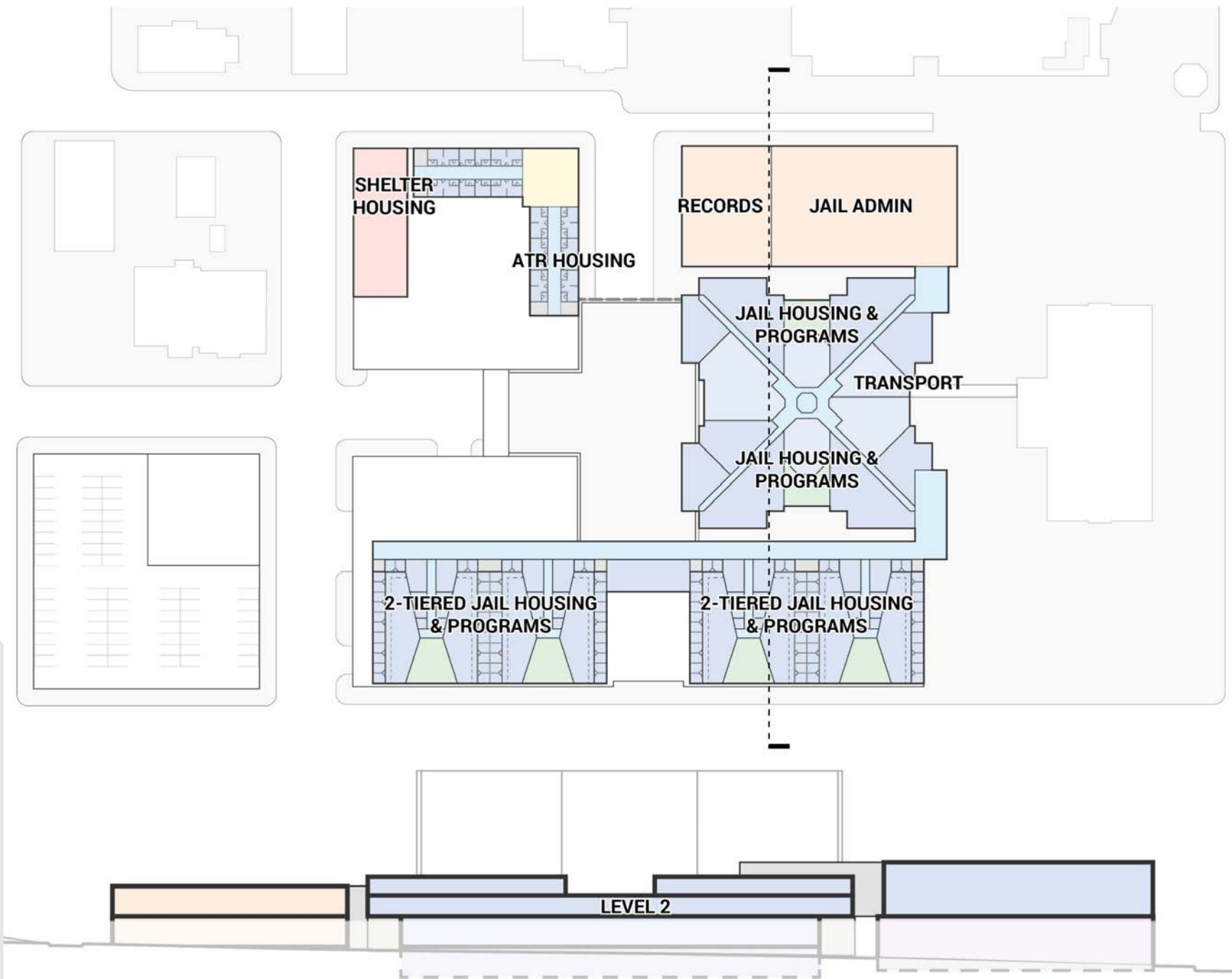
Renovate Existing to Housing, Build New to Meet Space Needs





Master Plan Study 2

Renovate Existing to Housing, Build New to Meet Space Needs





Master Plan Study 2

Renovate
Existing to
Housing,
Build New to
Meet Space
Needs

2022 bed need	952
<u>This study</u>	<u>897</u>
Difference	-55
Meets 94% of need	

PROGRAM	GROSS SQ FEET	STUDY 2
Sheriff Admin	20,333	PROGRAM MET
Records	17,046	PROGRAM MET
Jail Admin	18,062	PROGRAM MET
HQ	1,840	PROGRAM MET
Jail Operations	3,256	PROGRAM MET
Jail Operations Support	9,295	PROGRAM MET
DCPS	15,170	PROGRAM MET
Health Services	10,849	PROGRAM MET
Intake & Release	22,063	PROGRAM MET
Inmate Housing	135,829	PROGRAM MET
Re-Entry	9,642	PROGRAM MET
ATR	50,717	PROGRAM MET
Community	28,039	PROGRAM MET
Jail Industries	21,995	PROGRAM MET
Facilities	2,427	PROGRAM MET
Court	0	-10,000
TOTAL	366,564	-10,000



Master Plan Study 2

Renovate Existing to Housing, Build New to Meet Space Needs

Bed Count

Jail	609
ATR	288
Total	897

Project Cost Range

\$253 - \$268 Million

Summary

Pros

- Interior renovation of existing housing units to support current operational model means upgrading housing units will be safer and will support operational best practices.
- Interior renovation of administrative spaces and mechanical, electrical, security, and plumbing systems will remedy existing building deficiencies.
- New administration space separate from the jail housing functions will be efficient and right sized for the admin program requirements.
- Master Plan meets most program requirements including jail bed count, and relocation of JWC to LEC campus
- Jail industries on-site and connected to functions served.
- Community service program are provides spaces and programs needed to support transient populations.
- Secure LEC parking addresses staff safety issues.
- Allows for future expansion of jail housing.

Cons

- Renovated existing building for jail housing along with new construction jail housing results in multiple housing unit layouts and circulation inefficiencies.
 - Adds operational complexity and risk
 - Creates significantly higher staffing requirements
- Existing building geometry forces inefficient jail housing operational layout.
- Locating administrative functions in new construction north of existing building displaces valuable parking.
- Not able to add court functions to existing building if it is developed for jail housing functions.
- Level 0 is unusable for housing. Administrative functions located on level 0 are compromised by having jail housing above and by circulation and access inefficiencies.



Preferred Master Plan

Renovate Existing to Admin, Build New to Meet Space Needs



Preferred Master Plan

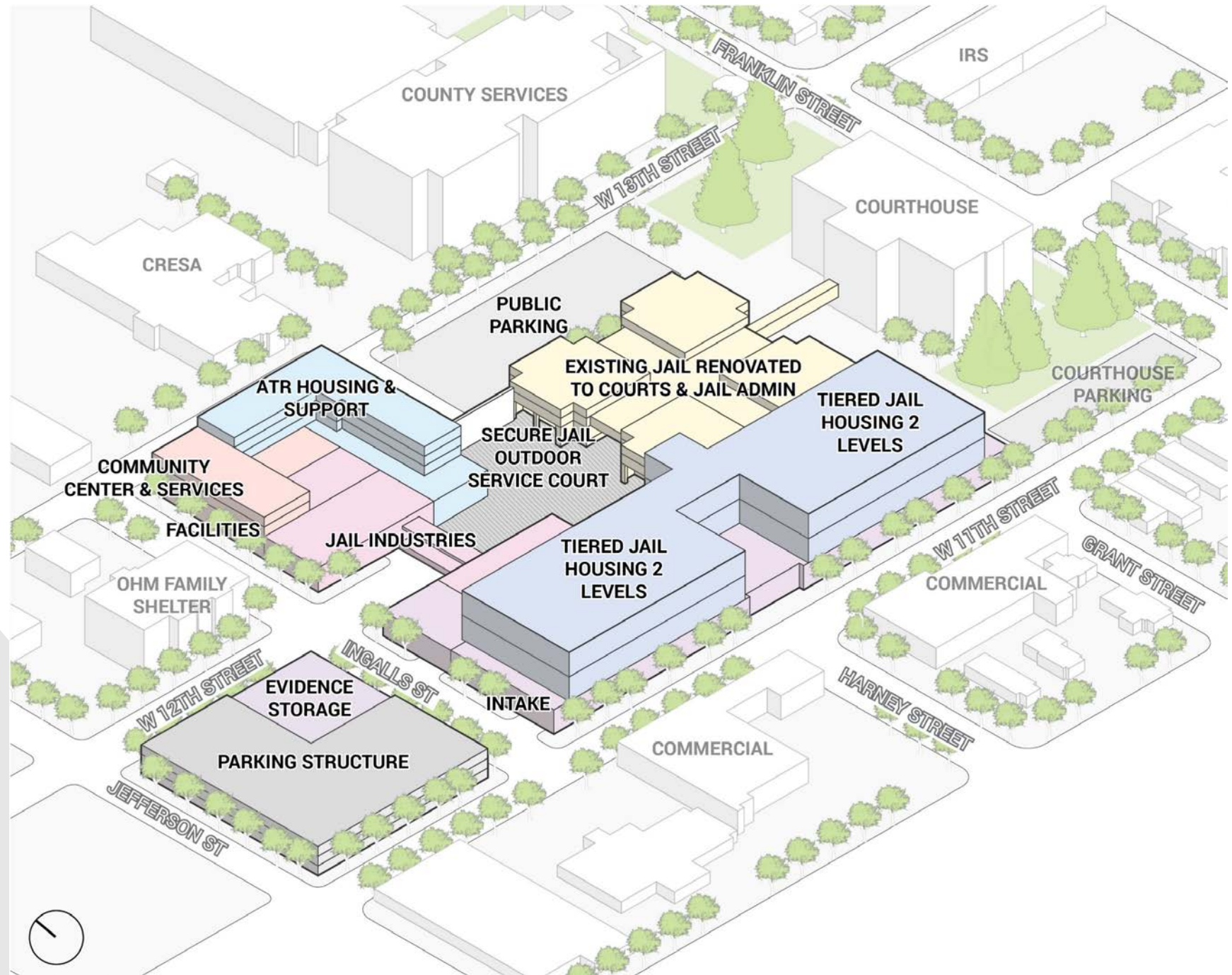
Renovate Existing to Admin, Build New to Meet Space Needs

Bed Count

Jail	740
ATR	288
Total	1,028

Incarceration rate* if providing 1,028 beds = 159.5

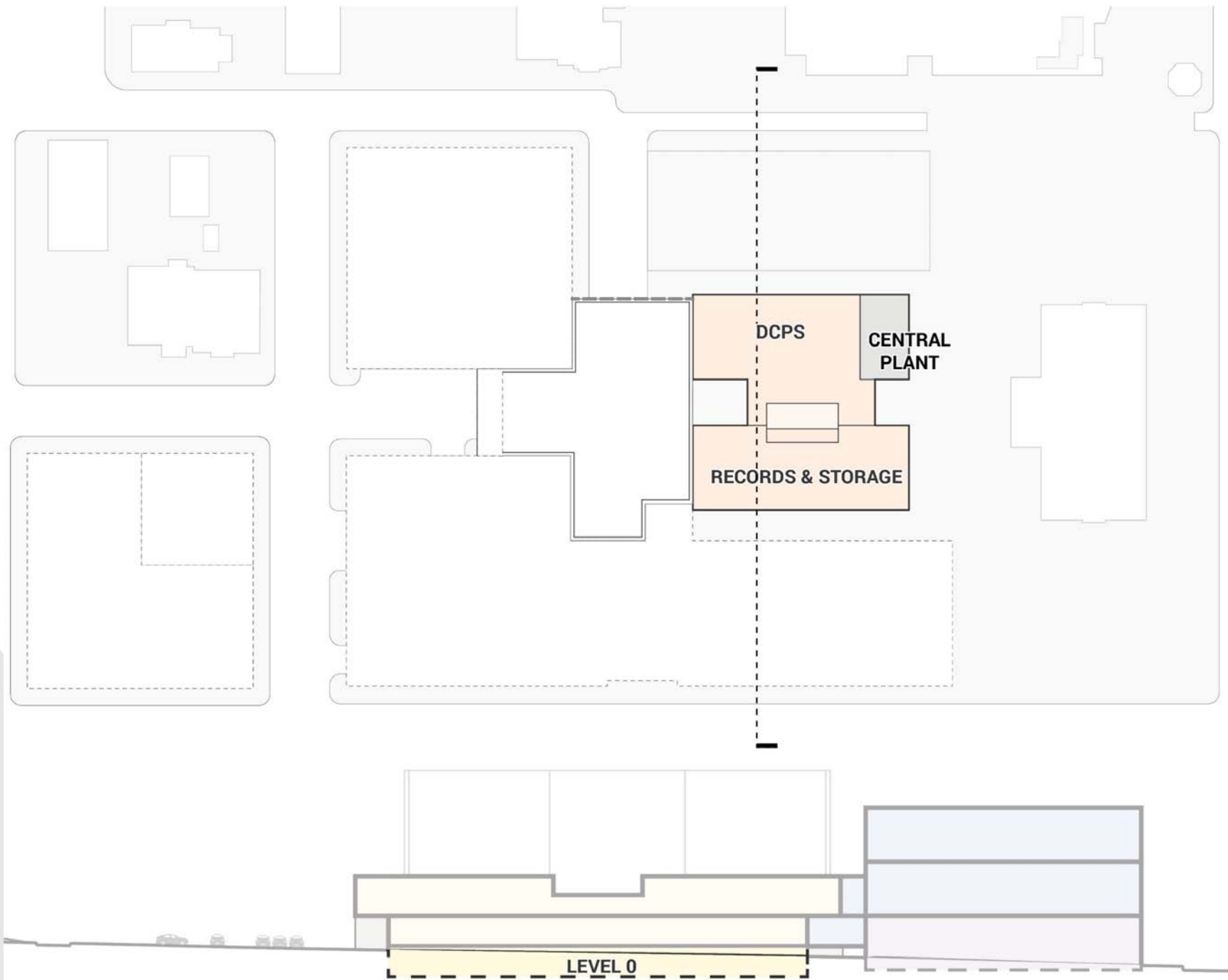
*based on 2022 County population





Preferred Master Plan

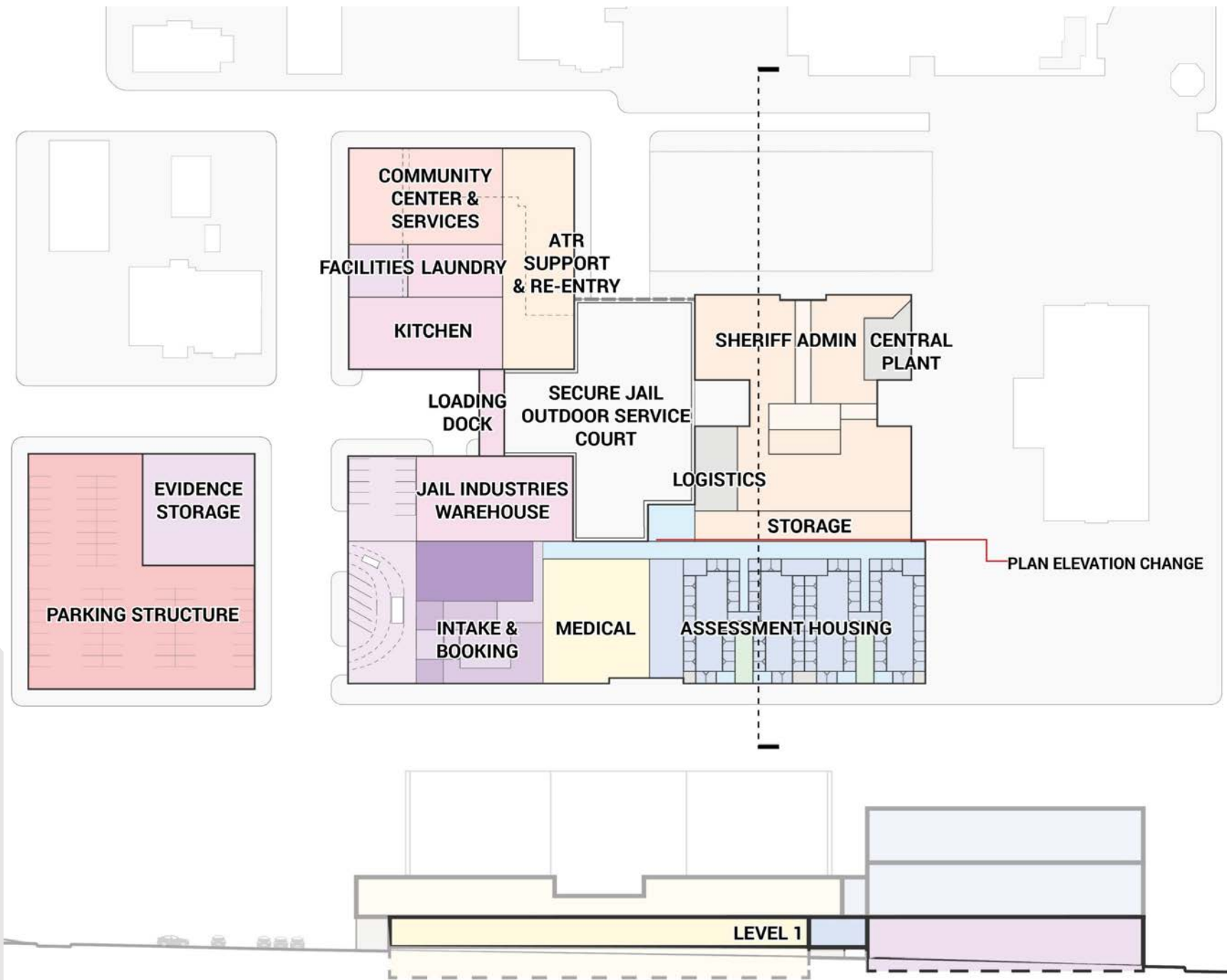
Renovate Existing to Admin, Build New to Meet Space Needs





Preferred Master Plan

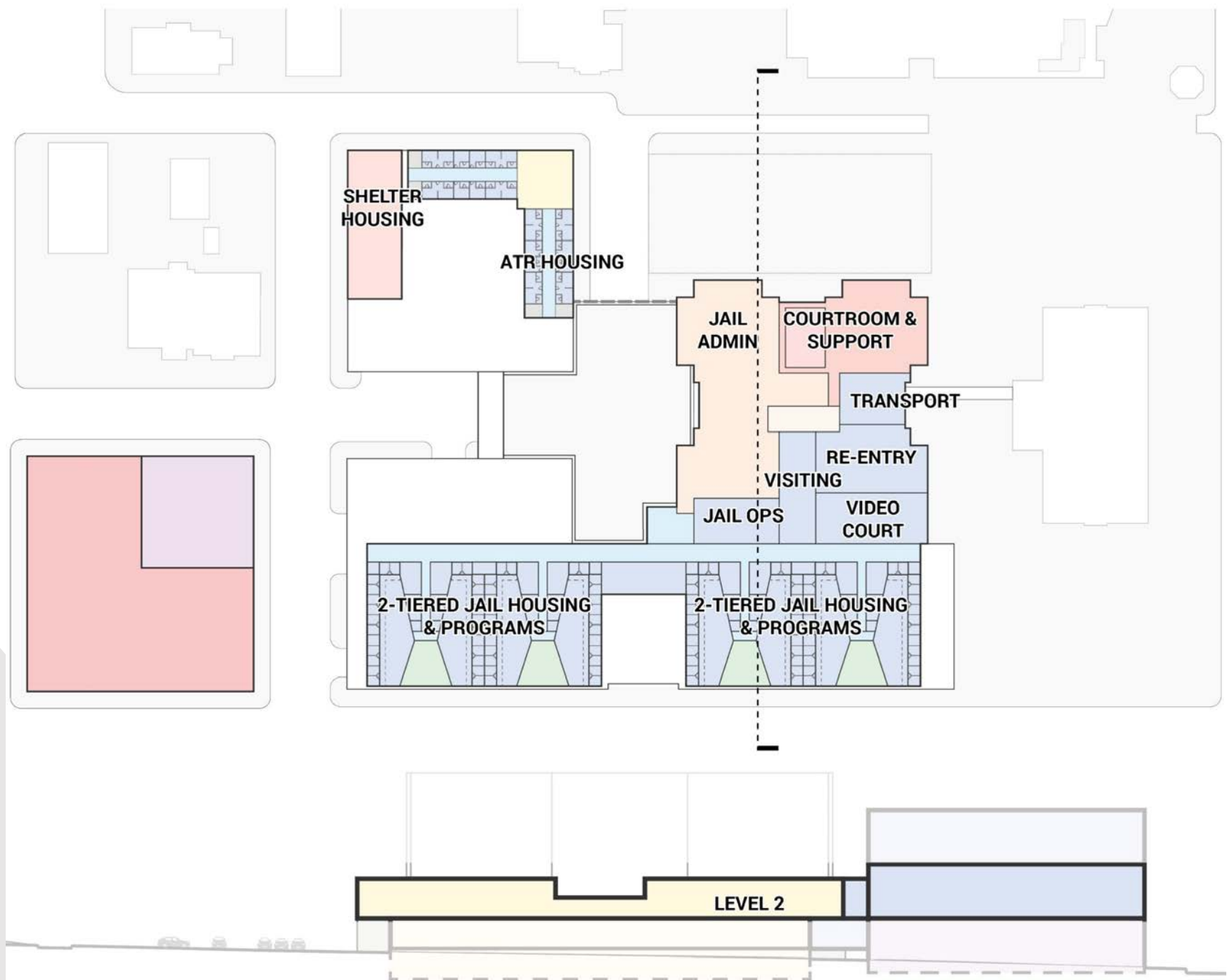
Renovate Existing to Admin, Build New to Meet Space Needs





Preferred Master Plan

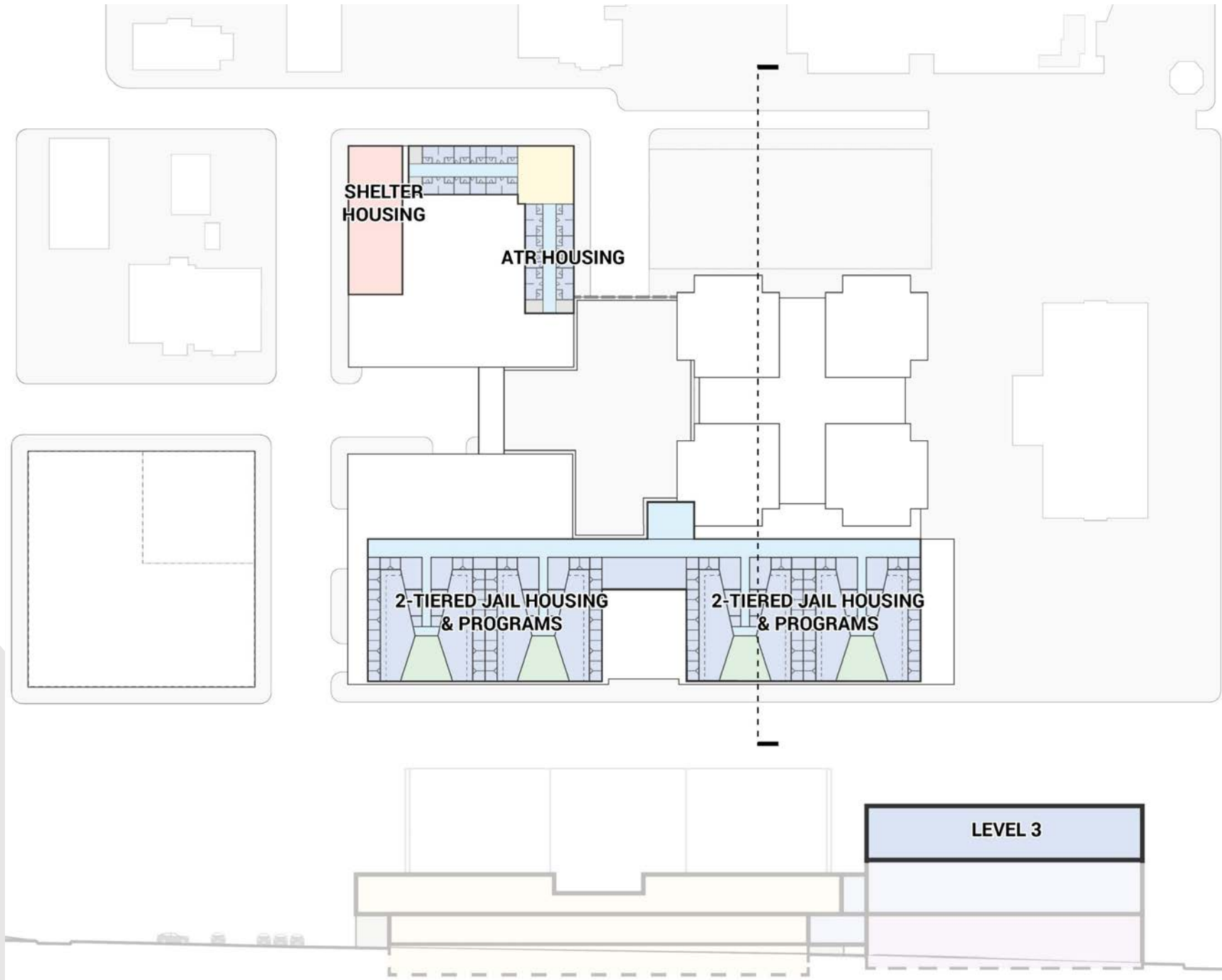
Renovate Existing to Admin, Build New to Meet Space Needs





Preferred Master Plan

Renovate Existing to Admin, Build New to Meet Space Needs





Preferred Master Plan

Renovate Existing to Admin, Build New to Meet Space Needs

2022 bed need	952
<u>This study</u>	<u>1,028</u>
Difference	+76
Meets 108% of need	

PROGRAM	GROSS SQ FEET	PREFERRED MASTER PLAN
Sheriff Admin	20,333	PROGRAM MET
Records	17,046	PROGRAM MET
Jail Admin	18,062	PROGRAM MET
HQ	1,840	PROGRAM MET
Jail Operations	3,256	PROGRAM MET
Jail Operations Support	9,295	PROGRAM MET
DCPS	15,170	PROGRAM MET
Health Services	10,849	PROGRAM MET
Intake & Release	22,063	PROGRAM MET
Inmate Housing	135,829	PROGRAM MET
Re-Entry	9,642	PROGRAM MET
ATR	50,717	PROGRAM MET
Community	28,039	PROGRAM MET
Jail Industries	21,995	PROGRAM MET
Facilities	2,427	PROGRAM MET
Court	10,000	PROGRAM MET
TOTAL	376,564	PROGRAM MET



Preferred Master Plan

Renovate Existing to Admin, Build New to Meet Space Needs

Bed Count

Jail	740
<u>ATR</u>	<u>288</u>
Total	1,028

Project Cost Range

\$268 - \$284 Million

Summary

Pros

- Interior renovation of existing housing units to support current operational model means upgrading housing units will be safer and will support operational best practices.
- Interior renovation of administrative spaces and mechanical, electrical, security, and plumbing systems will remedy existing building deficiencies.
- Renovation of the existing building for administrative space separate from the jail housing functions will be efficient and right-sized for the admin program requirement.
- Master Plan meets or exceeds program requirements including jail bed count, all jail operations, consolidation of community based corrections, relocation of JWC functions to LEC campus, and expanded court functions.
- Secure LEC outdoor service court provides loading/unloading, emergency evacuation, and secure transfer between intake and ATR.

- Jail industries on-site and connected to functions served.
- Community service program area provides spaces and programs needed to support transient populations.
- Secure LEC parking addresses staff safety issues.
- Preserve valuable public parking north of existing LEC.
- Allows for future expansion of jail housing.
- Most efficient use of site and existing building for program functions
- Least impact to construction and occupation phasing.

Cons

- Public perception that repurposing the existing jail to administrative function is not taking advantage of existing “security” construction type.



Preferred Master Plan

Renovate Existing to Admin, Build New to Meet Space Needs





Preferred Master Plan

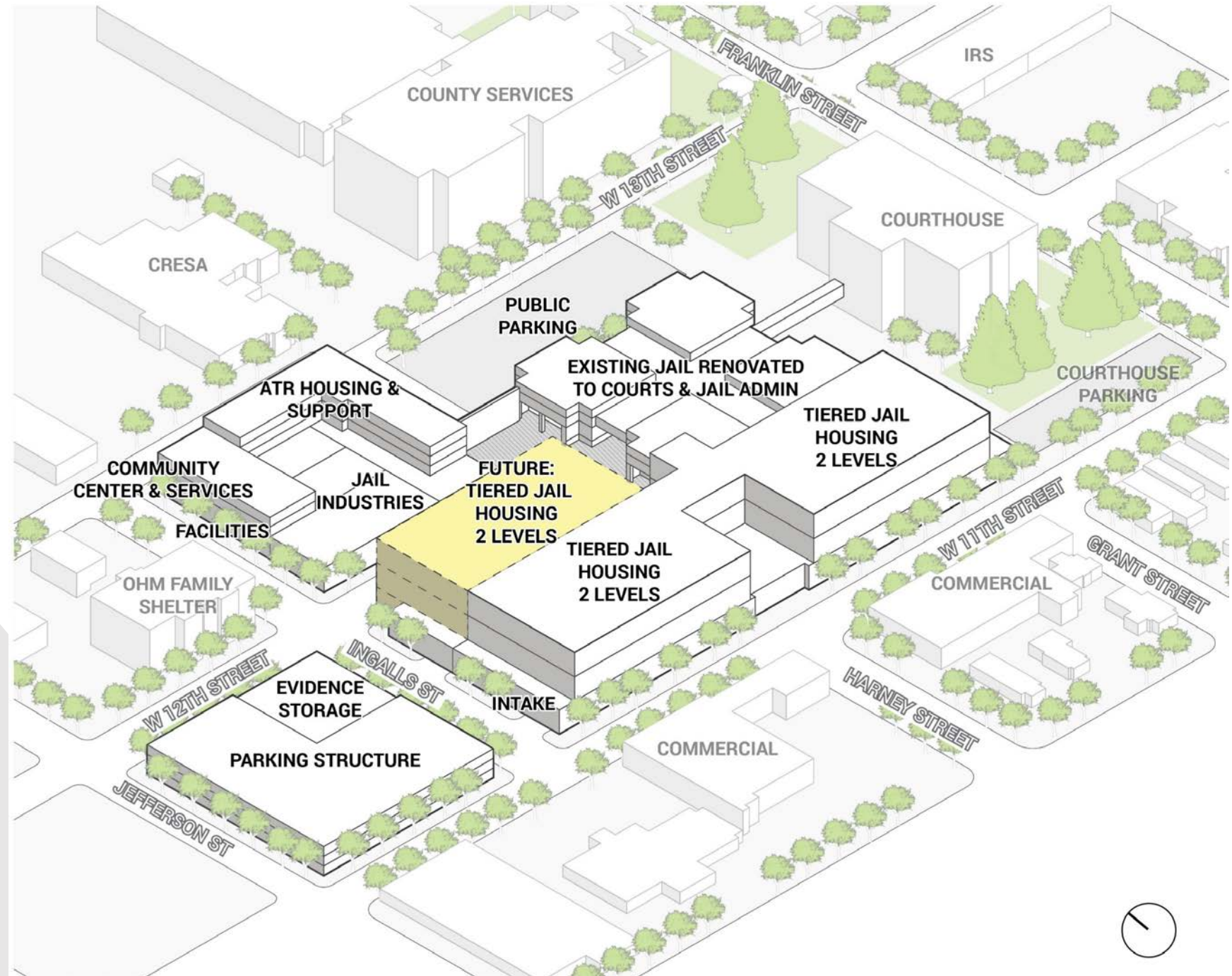
Expansion Potential Beyond Preferred Master Plan

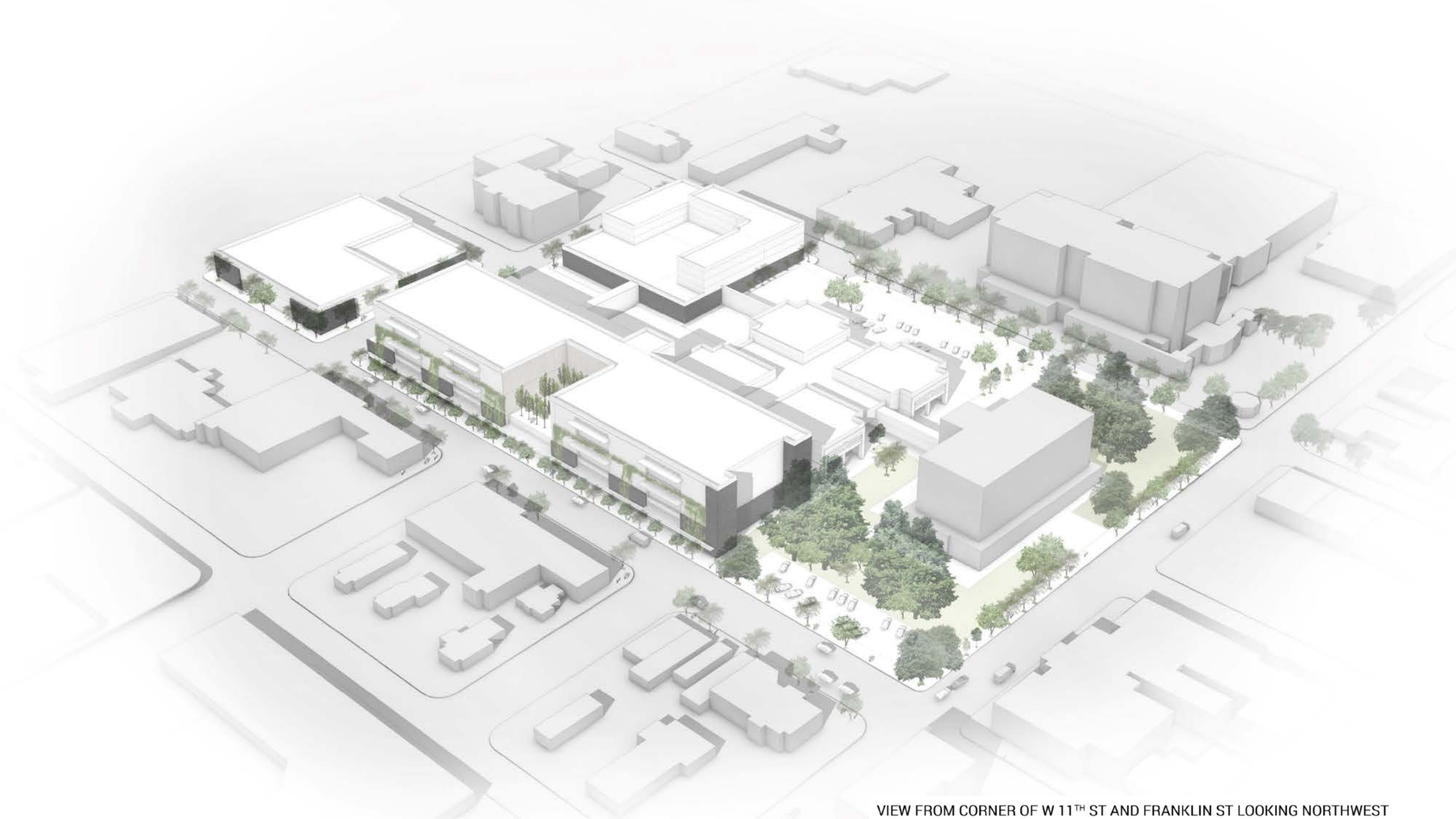
Bed Count

Jail	1,076
ATR	288
Total	1,364

Incarceration rate** if providing 1,354 beds = 150.5

**based on 2047 County population





VIEW FROM CORNER OF W 11TH ST AND FRANKLIN ST LOOKING NORTHWEST



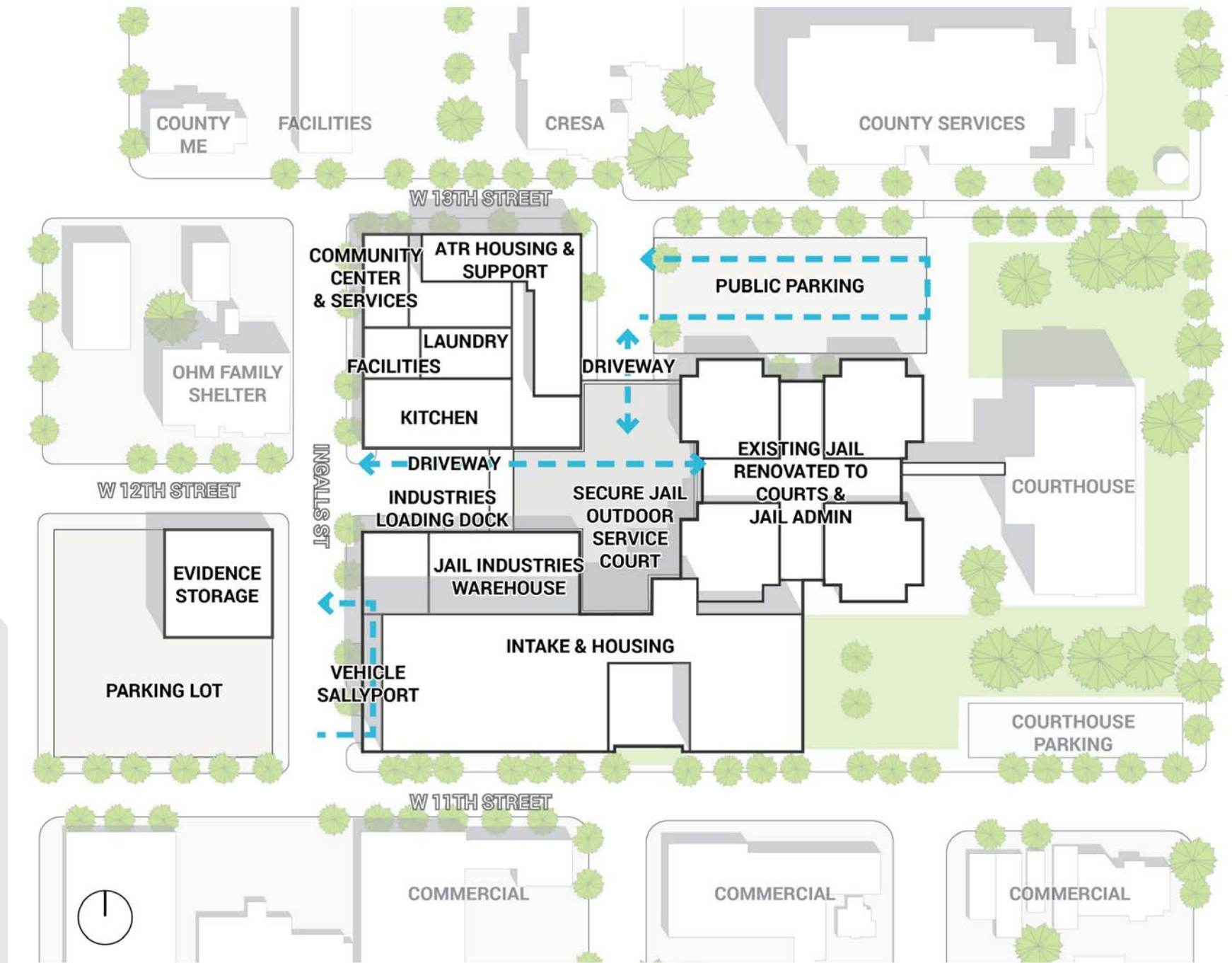
Preferred Master Plan Phase 1 Option 1

Renovate Existing to Admin, Build New to 796 Beds



Preferred Master Plan

Phase 1 Option 1





Preferred Master Plan

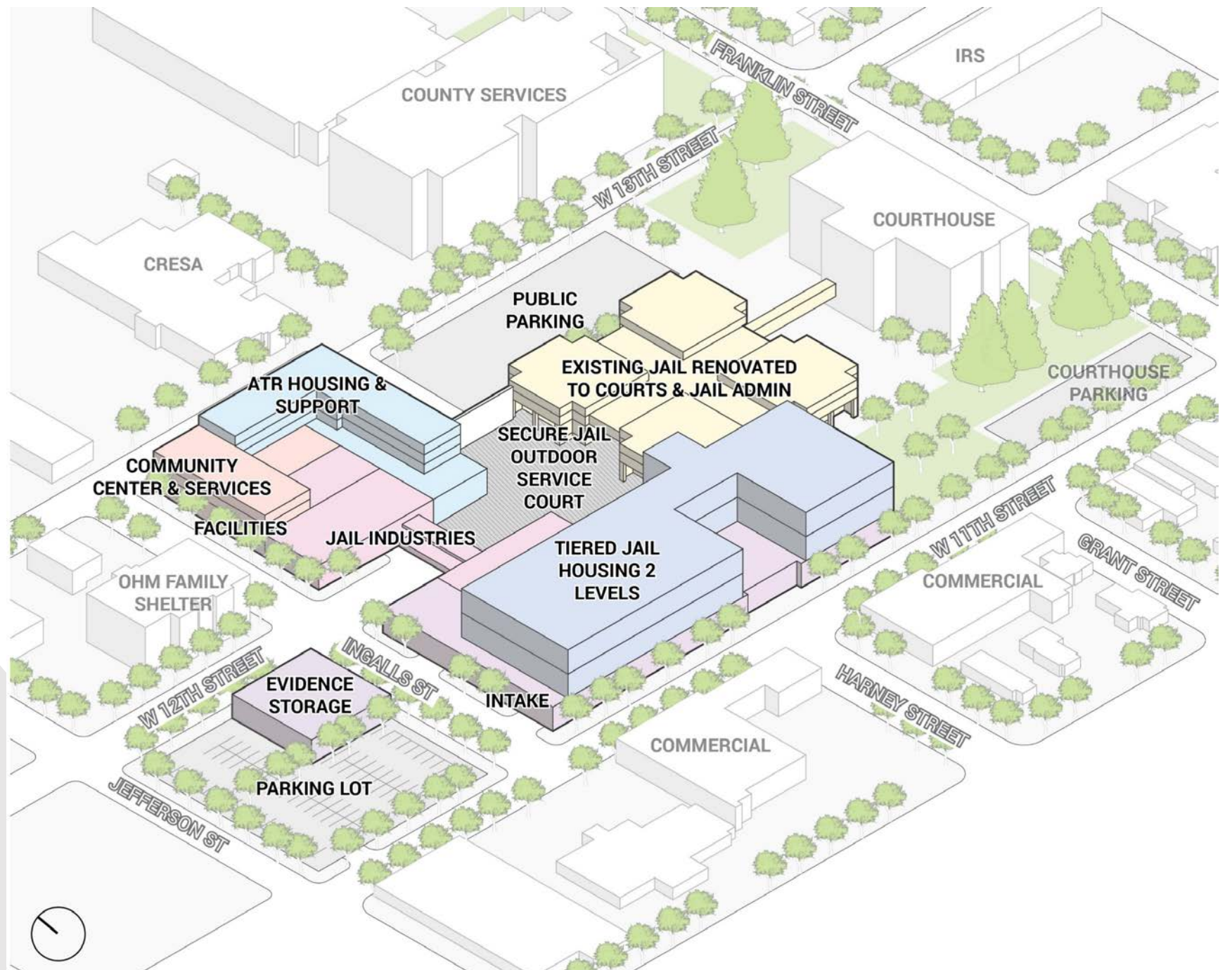
Phase 1
Option 1

Bed Count

Jail	508
ATR	288
Total	796

Incarceration rate*
if providing 796
beds = 123.5

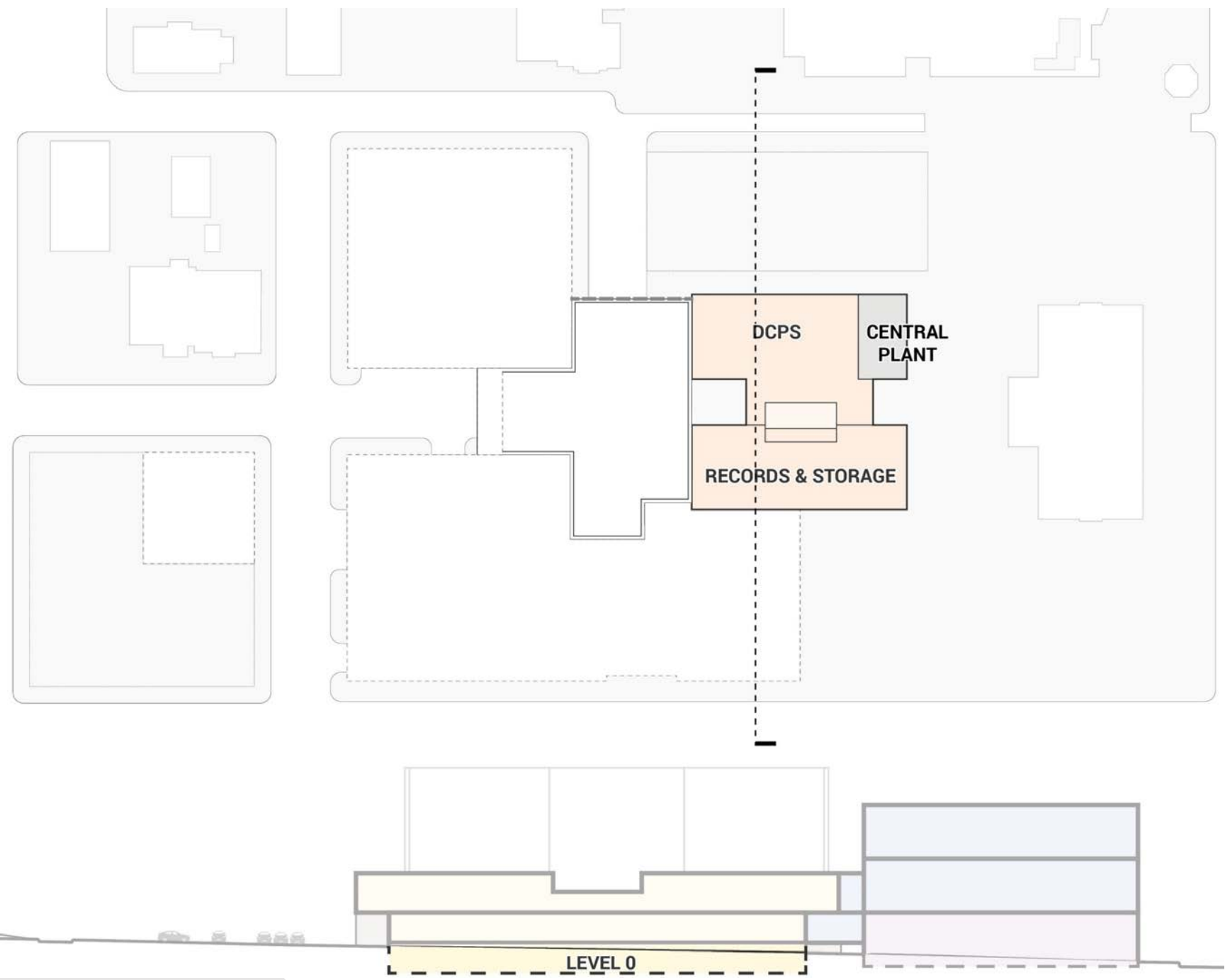
*based on 2022 County
population





Preferred Master Plan

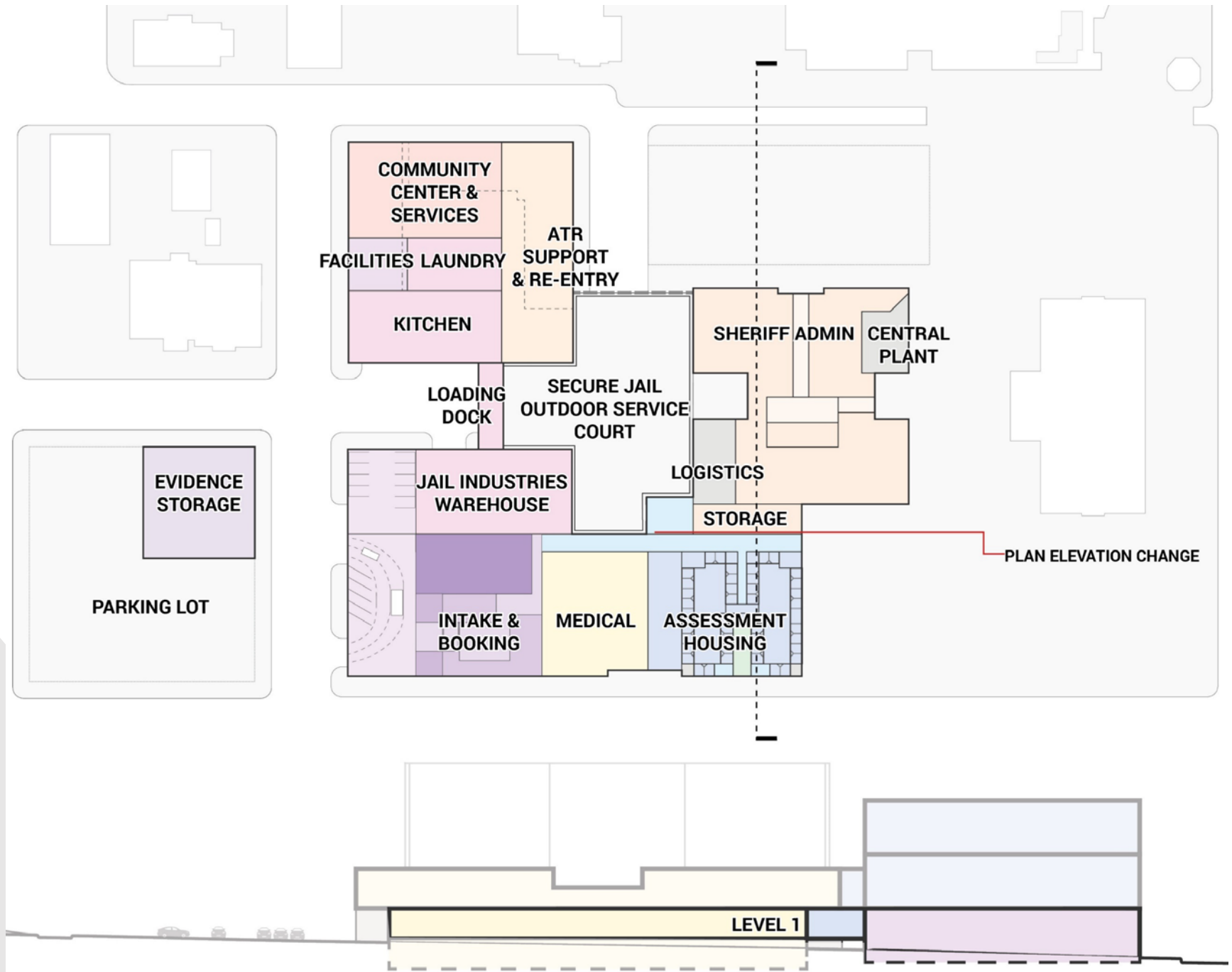
Phase 1 Option 1





Preferred Master Plan

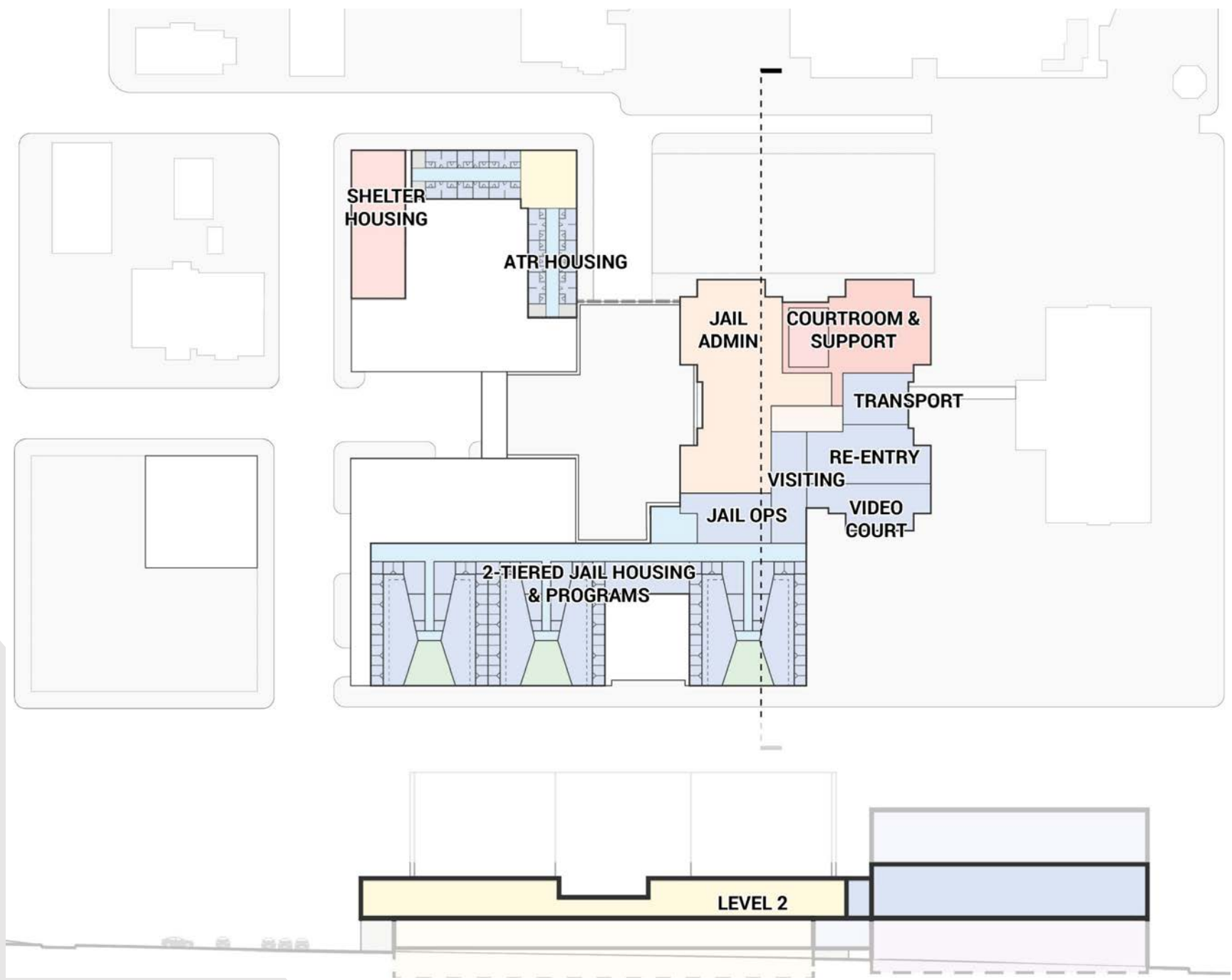
Phase 1 Option 1





Preferred Master Plan

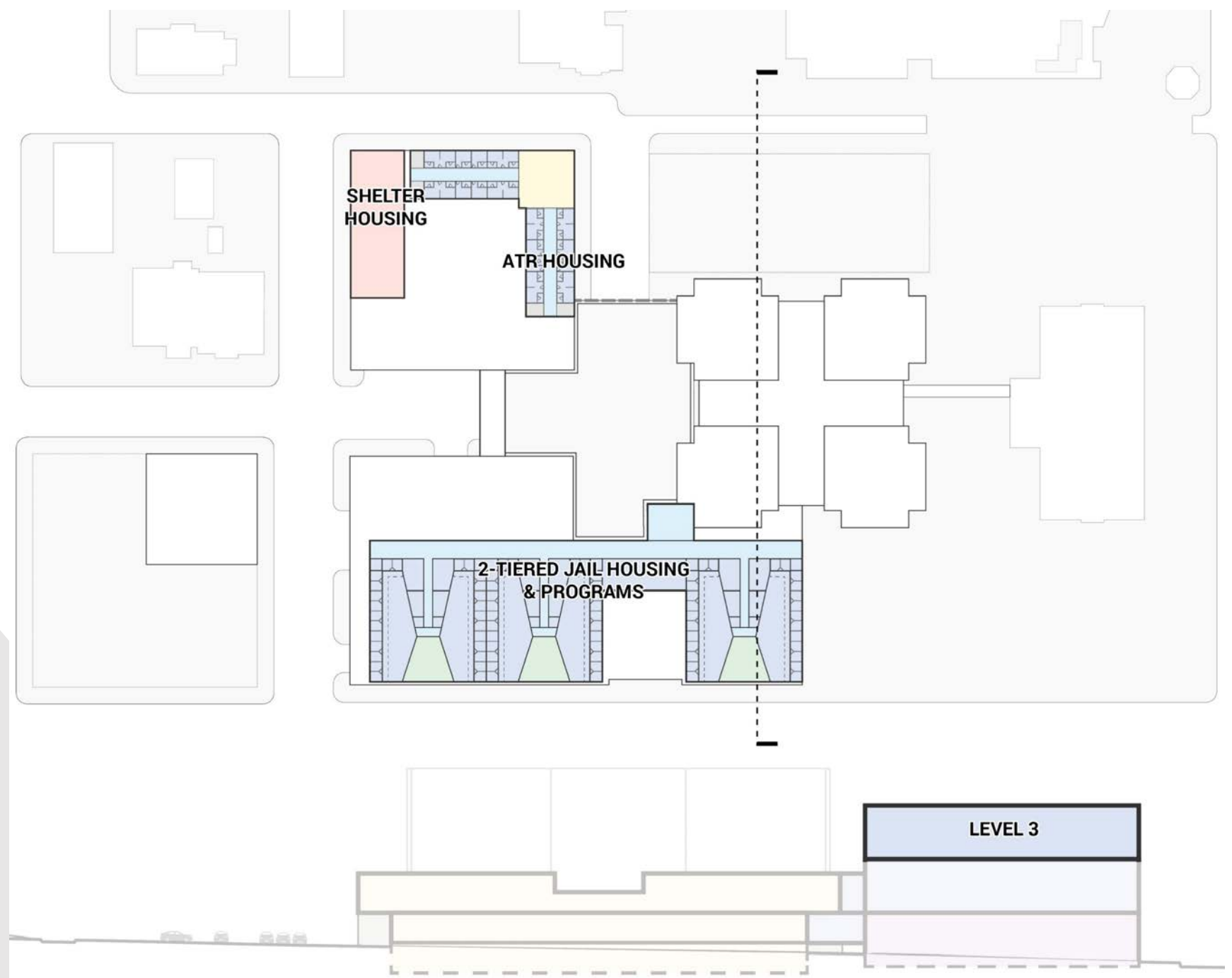
Phase 1 Option 1





Preferred Master Plan

Phase 1
Option 1





Preferred
Master Plan

Phase 1
Option 1

2022 bed need	952
This study	796
Difference	-156
Meets 84% of need	

PROGRAM	GROSS SQ FEET	OPTION 1
Sheriff Admin	20,333	PROGRAM MET
Records	17,046	PROGRAM MET
Jail Admin	18,062	PROGRAM MET
HQ	1,840	PROGRAM MET
Jail Operations	3,256	PROGRAM MET
Jail Operations Support	9,295	PROGRAM MET
DCPS	15,170	PROGRAM MET
Health Services	10,849	PROGRAM MET
Intake & Release	22,063	PROGRAM MET
Inmate Housing	135,829	PROGRAM MET
Re-Entry	9,642	PROGRAM MET
ATR	50,717	PROGRAM MET
Community	28,039	PROGRAM MET
Jail Industries	21,995	PROGRAM MET
Facilities	2,427	PROGRAM MET
Court	10,000	PROGRAM MET
TOTAL	376,564	PROGRAM MET



Preferred Master Plan

Phase 1
Option 1

Bed Count

Jail	508
<u>ATR</u>	<u>288</u>
Total	796

Project Cost Range

\$208 - \$221 Million

Summary

- Program requirements met for both square footage and bed count.



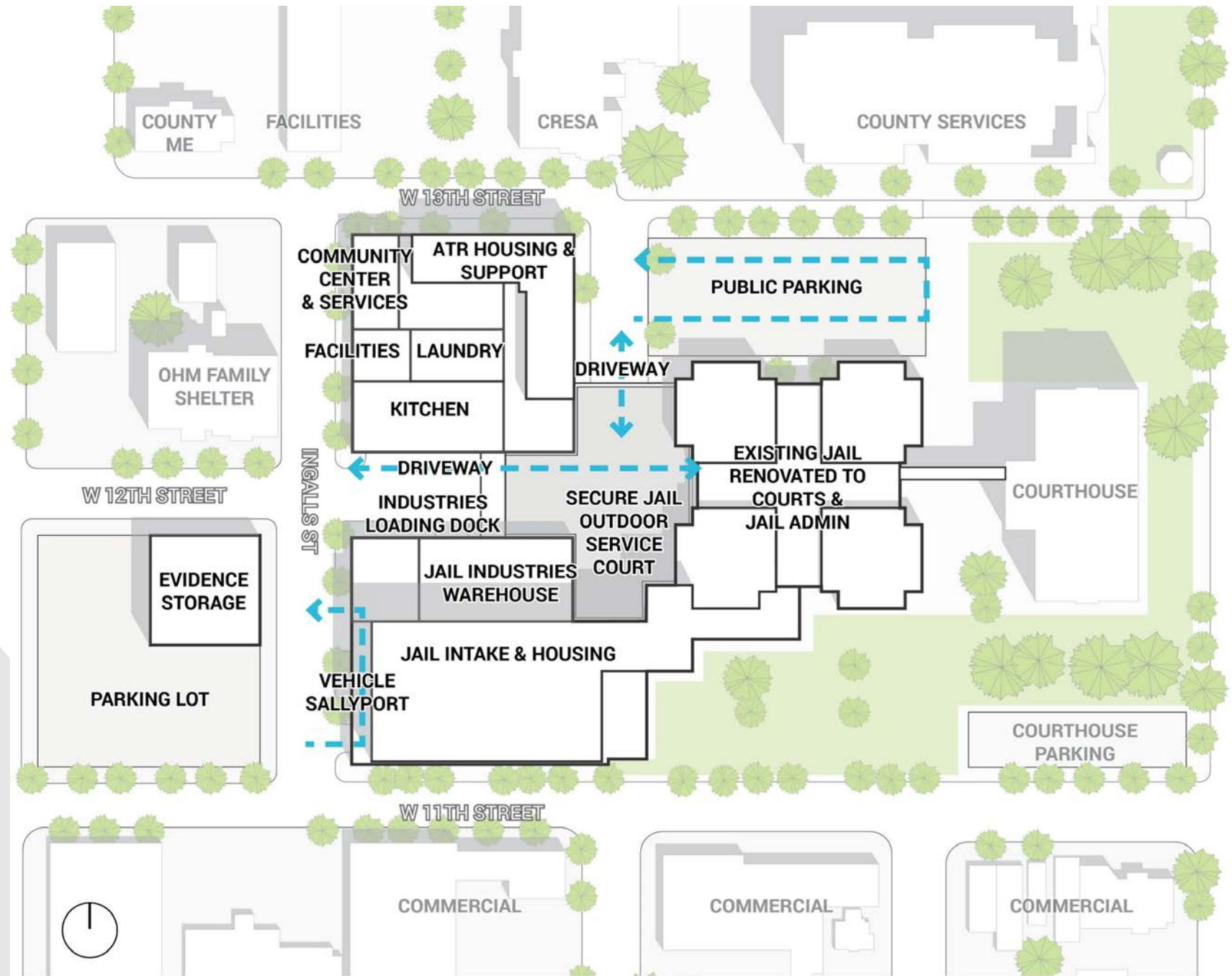
Preferred Master Plan Phase 1 Option 2

Renovate Existing to Admin, Build New to 612 Beds



Preferred Master Plan

Phase 1 Option 2





Preferred Master Plan

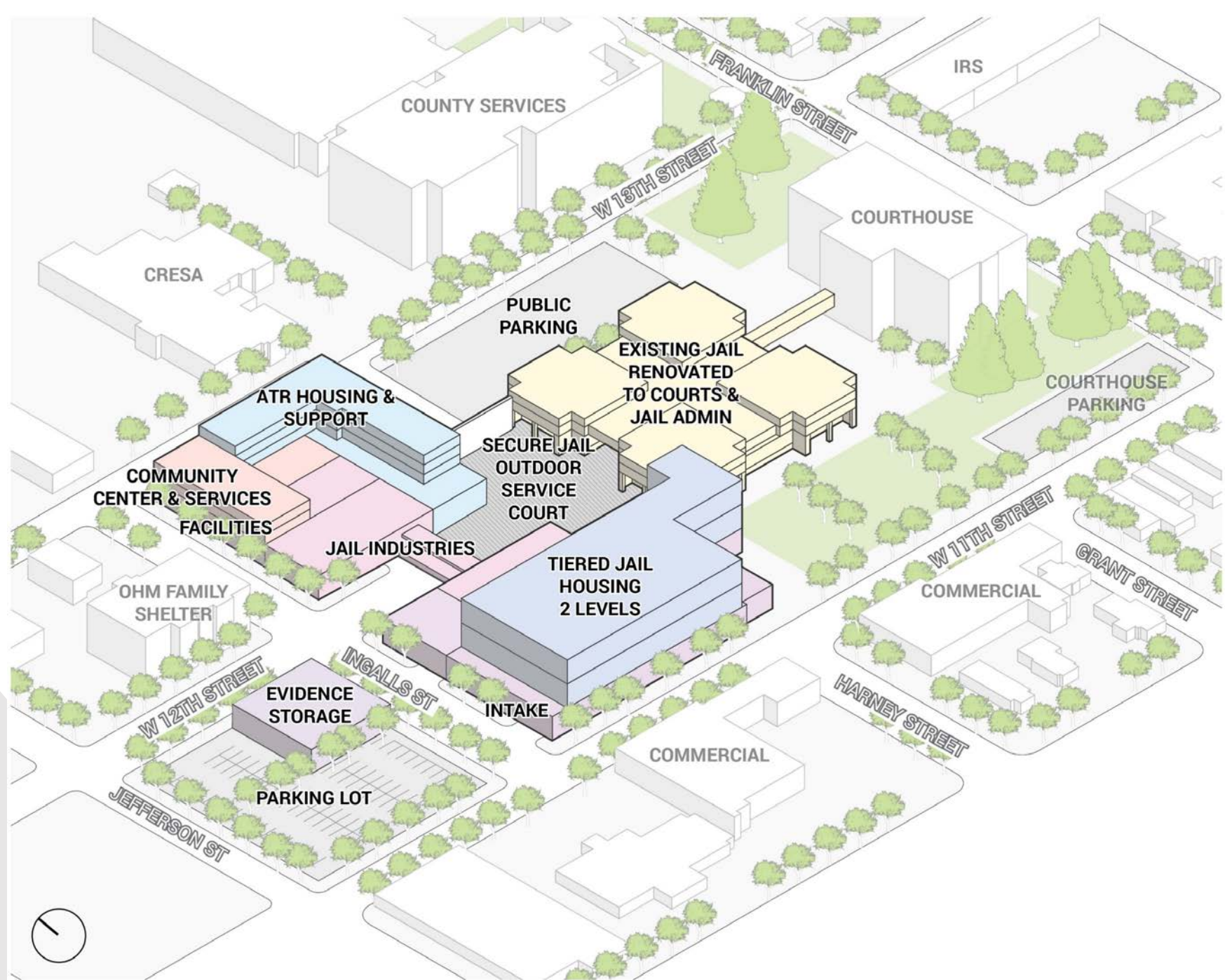
Phase 1
Option 2

Bed Count

Jail	324
ATR	288
Total	612

Incarceration rate*
if providing 612
beds = 95.0

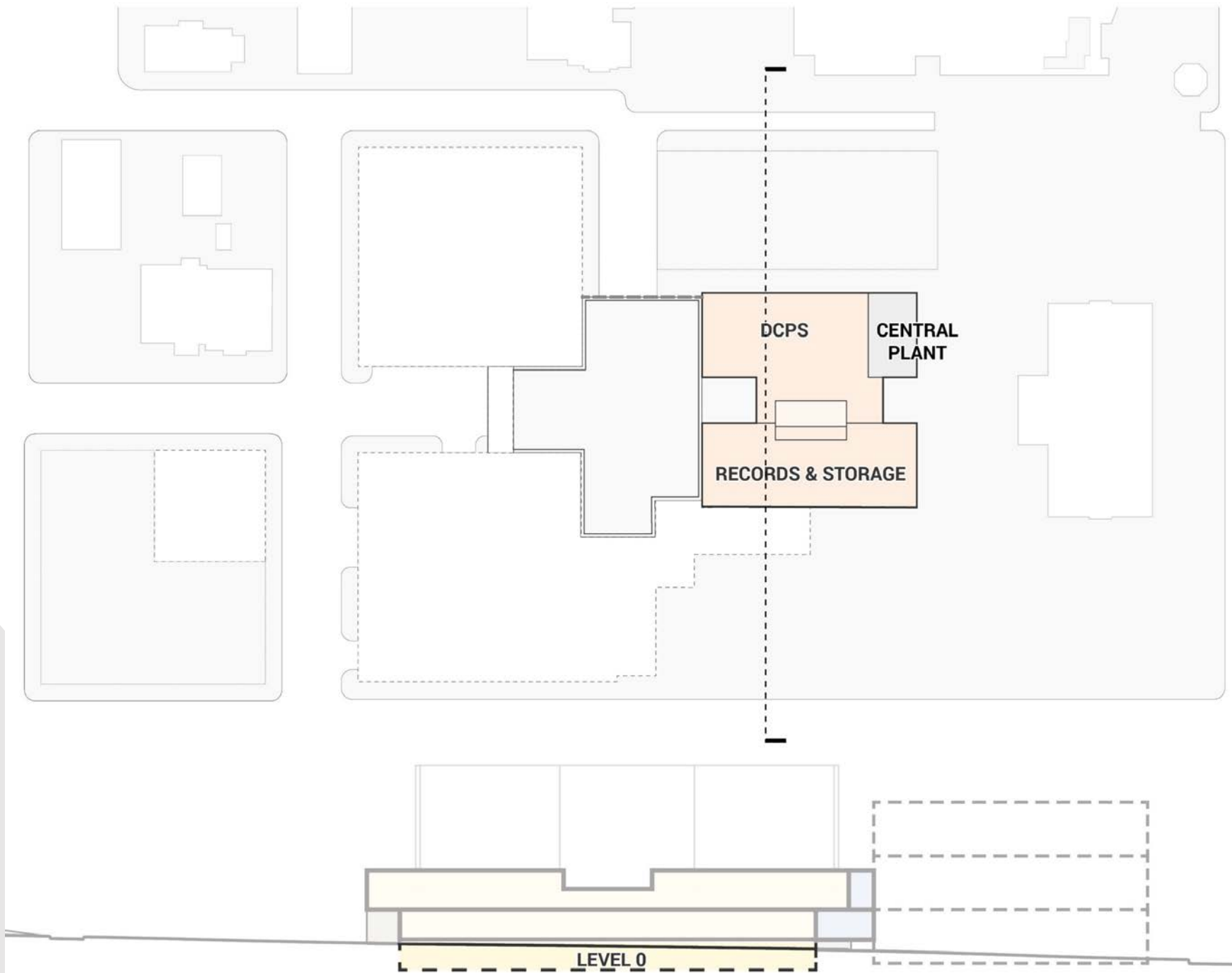
*based on 2022 County
population





Preferred Master Plan

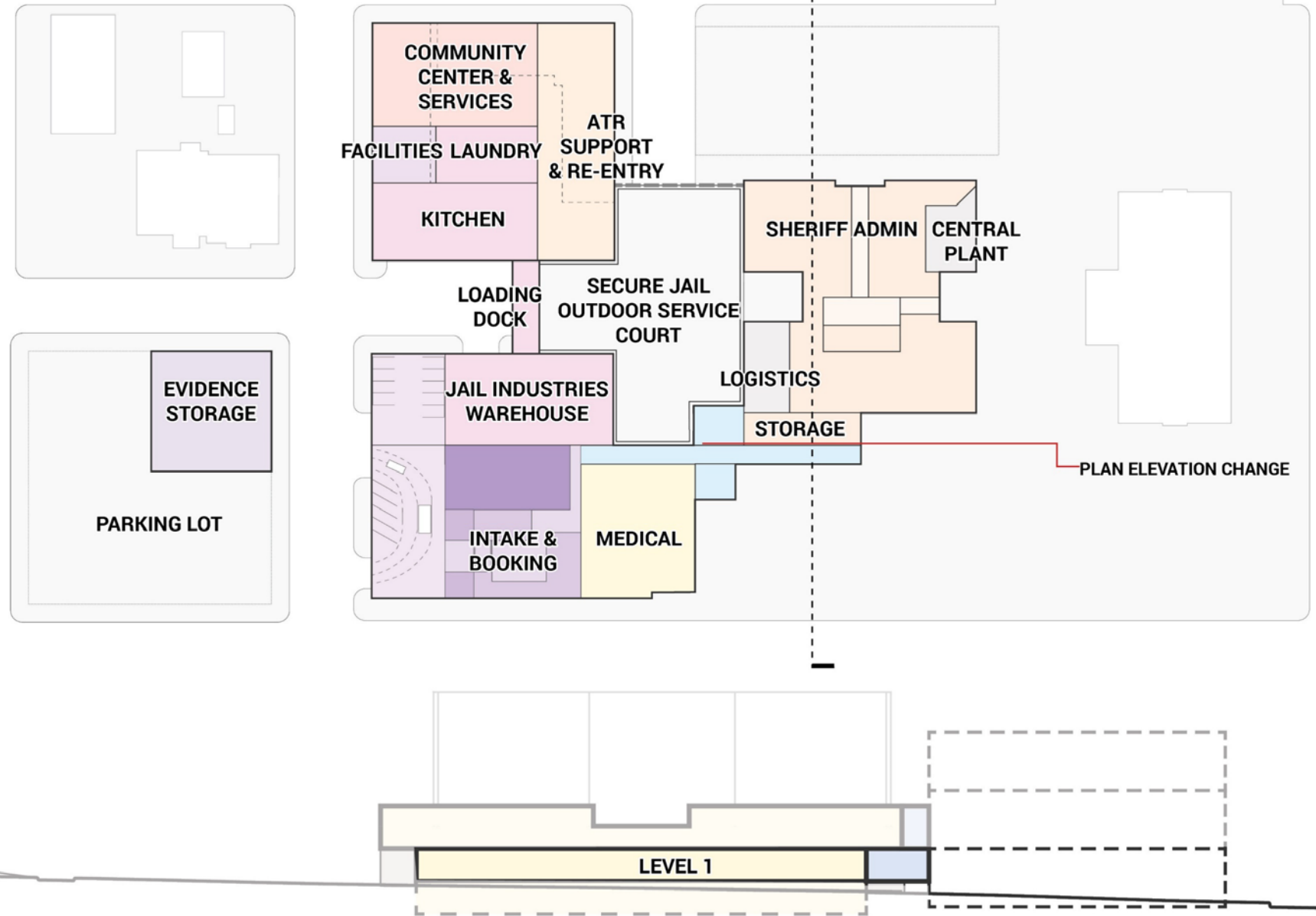
Phase 1
Option 2





Preferred Master Plan

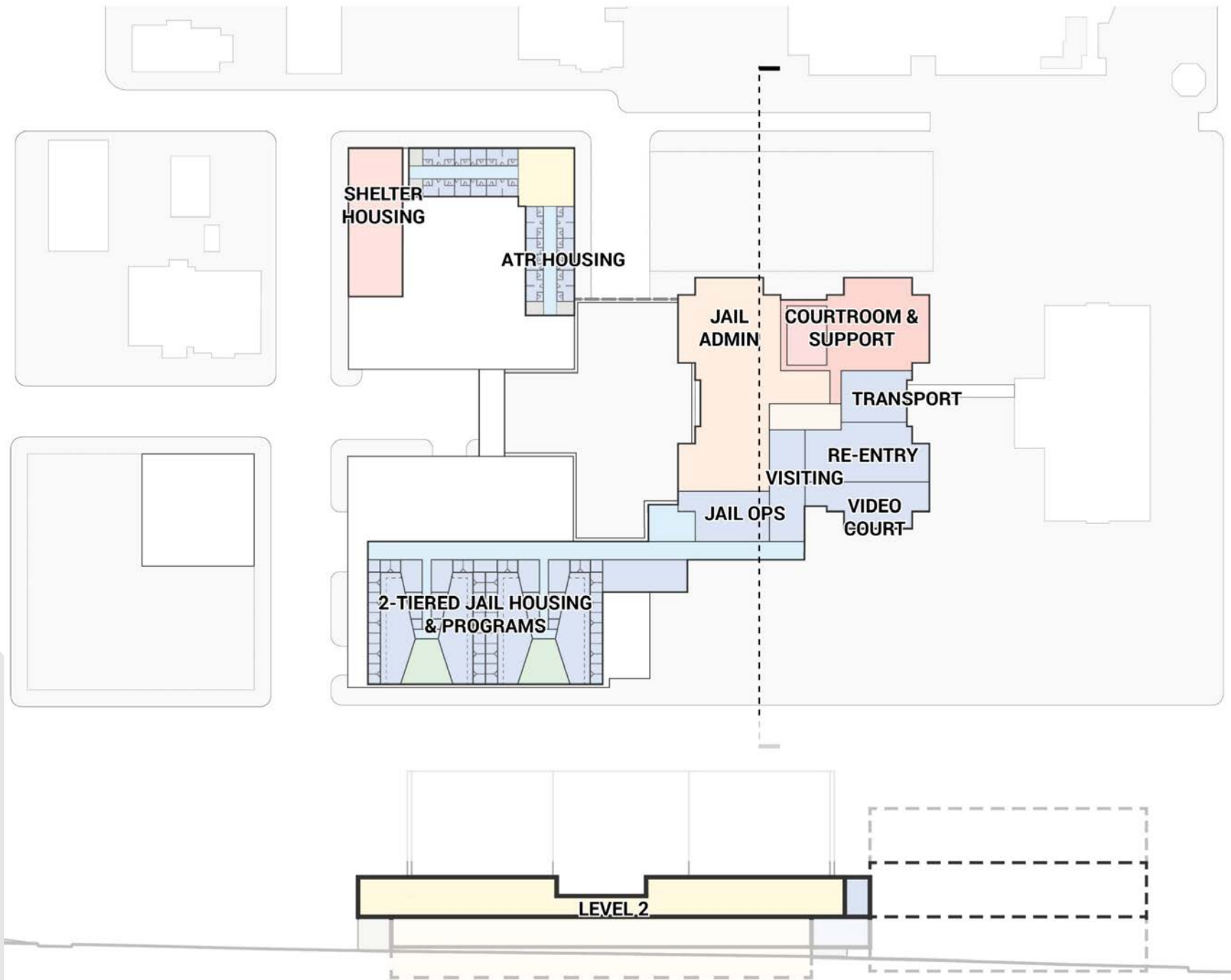
Phase 1
Option 2





Preferred Master Plan

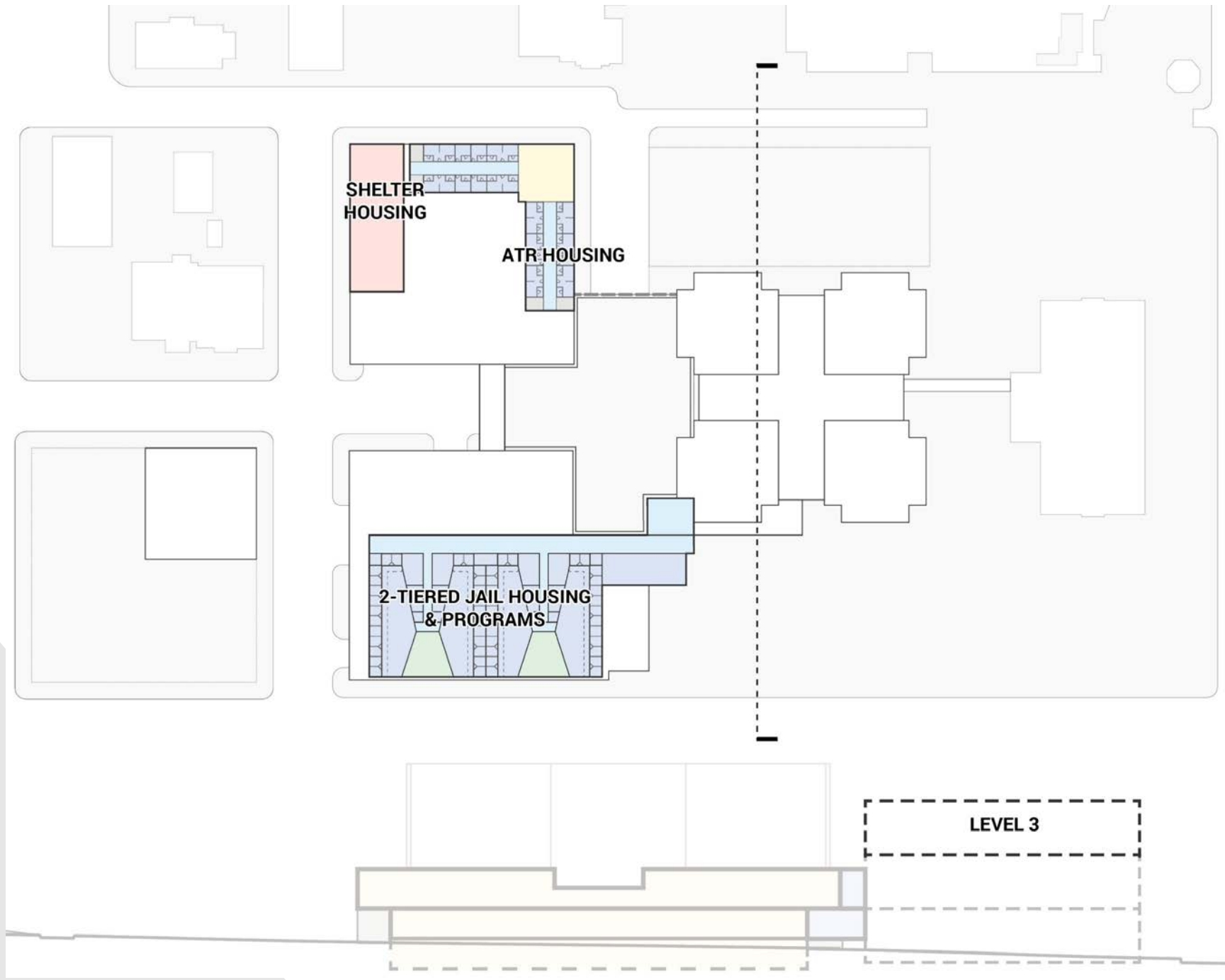
Phase 1
Option 2





Preferred Master Plan

Phase 1
Option 2





Preferred Master Plan

Phase 1 Option 2

2022 bed need 952
 This study 612
 Difference -340
 Meets 64% of need

PROGRAM	GROSS SQ FEET	OPTION 2
Sheriff Admin	20,333	PROGRAM MET
Records	17,046	PROGRAM MET
Jail Admin	18,062	PROGRAM MET
HQ	1,840	PROGRAM MET
Jail Operations	3,256	PROGRAM MET
Jail Operations Support	9,295	PROGRAM MET
DCPS	15,170	PROGRAM MET
Health Services	10,849	PROGRAM MET
Intake & Release	22,063	PROGRAM MET
Inmate Housing	135,829	-49,408
Re-Entry	9,642	PROGRAM MET
ATR	50,717	PROGRAM MET
Community	28,039	PROGRAM MET
Jail Industries	21,995	PROGRAM MET
Facilities	2,427	PROGRAM MET
Court	10,000	PROGRAM MET
TOTAL	376,564	-49,408



Preferred Master Plan

Phase 1
Option 2

Bed Count

Jail	324
JWC	288
<hr/>	
Total	612

Project Cost Range

\$188 - \$200 Million

Summary

- Program requirements not met for inmate housing square footage.
- Program requirements not met for jail bed count.
- Assessment housing is not located adjacent to intake – instead it is found within jail housing units.



Cost Summary

Project Cost Range

Master Plan Study 1 (434 beds)	\$87M - \$91M
Master Plan Study 2 (980 beds)	\$253M - \$268M
Preferred Master Plan (1,028 beds)	\$268M - \$284M
Phase 1 Option 1 (796 beds)	\$208M - \$221M
Phase 1 Option 2 (612 beds)	\$188M - \$200M

These budget numbers are based on a Q1 2018 Construction Start Date and Q4 2020 Construction End Date.



Questions?