

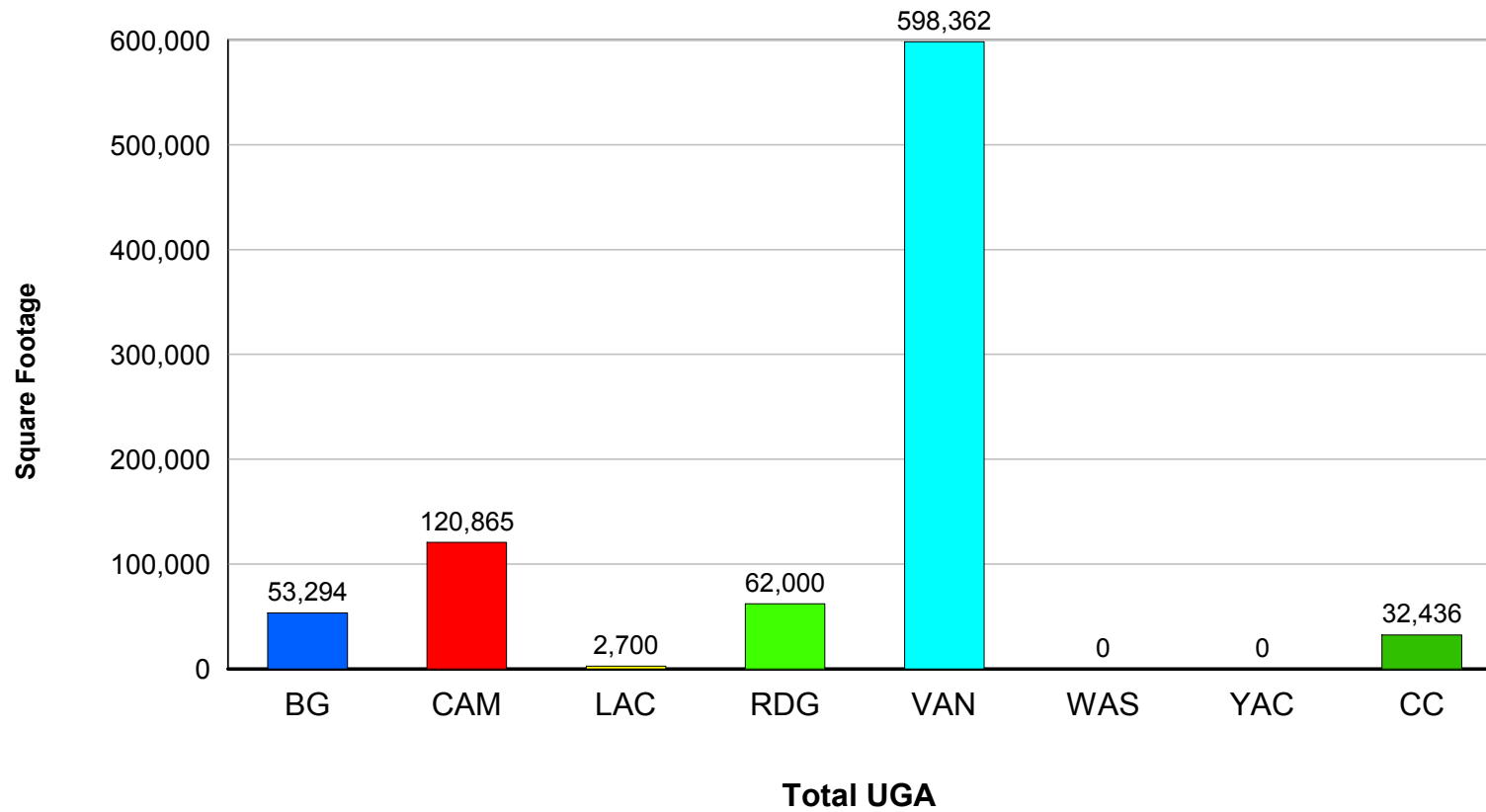
Non-Residential Summary

Reporting Period: 1/1/2013 - 12/31/2013

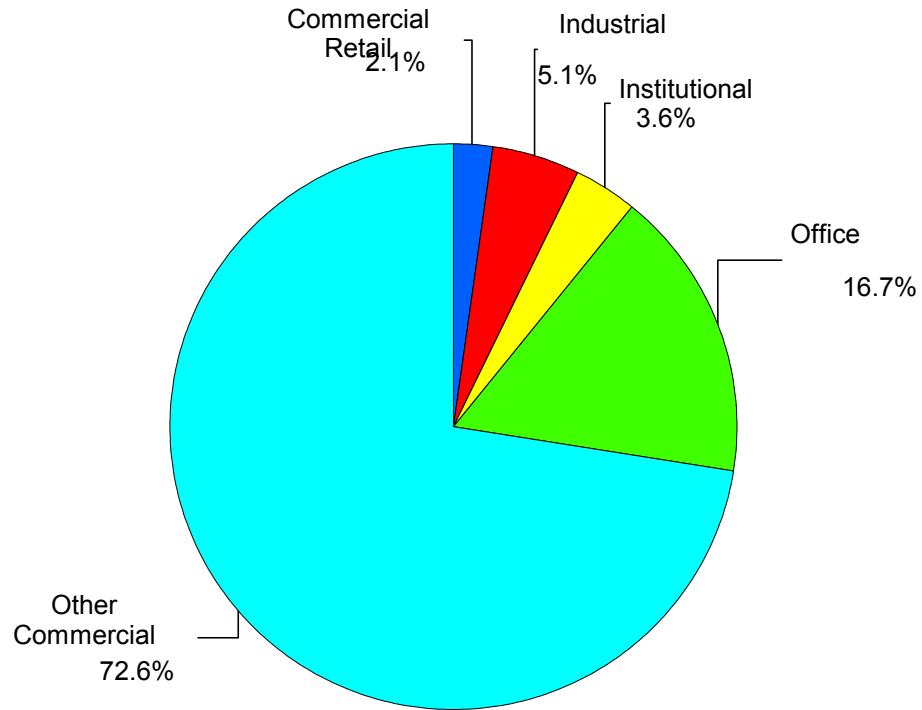
Jurisdiction	Retail		Office		Institutional		Industrial		Others		Total				
	No	SqFt	No	SqFt	No	SqFt	No	SqFt	No	SqFt	No	SqFt	Site ac.	CA ac.	FAR
Battle Ground	0	0	0	0	0	0	0	0	6	36,930	6	36,930	30.18	9.58	0.04
Battle Ground UGA	0	0	0	0	0	0	1	16,364	0	0	1	16,364	0.88	0.13	0.50
Sub Total	0	0	0	0	0	0	1	16,364	6	36,930	7	53,294	31.06	9.71	0.06
Camas	0	0	1	115,000	0	0	0	0	1	5,865	2	120,865	101.38	69.75	0.09
Camas UGA	0	0	0	0	0	0	0	0	0	0	0	0	0.00	0.00	0.00
Sub Total	0	0	1	115,000	0	0	0	0	1	5,865	2	120,865	101.38	69.75	0.09
La Center	0	0	0	0	0	0	0	0	1	2,700	1	2,700	0.24	0.00	0.26
La Center UGA	0	0	0	0	0	0	0	0	0	0	0	0	0.00	0.00	0.00
Sub Total	0	0	0	0	0	0	0	0	1	2,700	1	2,700	0.24	0.00	0.26
Ridgefield	0	0	0	0	0	0	0	0	1	62,000	1	62,000	5.67	0.41	0.27
Ridgefield UGA	0	0	0	0	0	0	0	0	0	0	0	0	0.00	0.00	0.00
Sub Total	0	0	0	0	0	0	0	0	1	62,000	1	62,000	5.67	0.41	0.27
Vancouver	1	12,006	0	0	1	641	4	27,600	8	508,388	14	548,635	133.26	46.88	0.15
Vancouver UGA	1	4,128	1	30,028	6	5,448	0	0	4	10,123	12	49,727	71.82	35.87	0.03
Sub Total	2	16,134	1	30,028	7	6,089	4	27,600	12	518,511	26	598,362	205.08	82.75	0.11
Washougal	0	0	0	0	0	0	0	0	0	0	0	0	0.00	0.00	0.00
Washougal UGA	0	0	0	0	0	0	0	0	0	0	0	0	0.00	0.00	0.00
Sub Total	0	0	0	0	0	0	0	0	0	0	0	0	0.00	0.00	0.00
Yacolt	0	0	0	0	0	0	0	0	0	0	0	0	0.00	0.00	0.00
Yacolt UGA	0	0	0	0	0	0	0	0	0	0	0	0	0.00	0.00	0.00
Sub Total	0	0	0	0	0	0	0	0	0	0	0	0	0.00	0.00	0.00
Clark County (Rural)	1	2,125	0	0	3	25,311	0	0	3	5,000	7	32,436	316.20	209.59	0.01
Sub Total (Cities)	1	12,006	1	115,000	1	641	4	27,600	17	615,883	24	771,130	270.72	126.62	0.12
Sub Total (UGAs)	1	4,128	1	30,028	6	5,448	1	16,364	4	10,123	13	66,091	72.70	36.00	0.04
Sub Total (Urban)	2	16,134	2	145,028	7	6,089	5	43,964	21	626,006	37	837,221	343.42	162.63	0.11
Grand Total (Urban & Rural)	3	18,259	2	145,028	10	31,400	5	43,964	24	631,006	44	869,657	659.62	372.22	0.07

Note: This data contains jurisdictional permit information that has a 1-3% error rate for the total number of fully completed permits received.

Non-Residential Square Footage by Jurisdiction



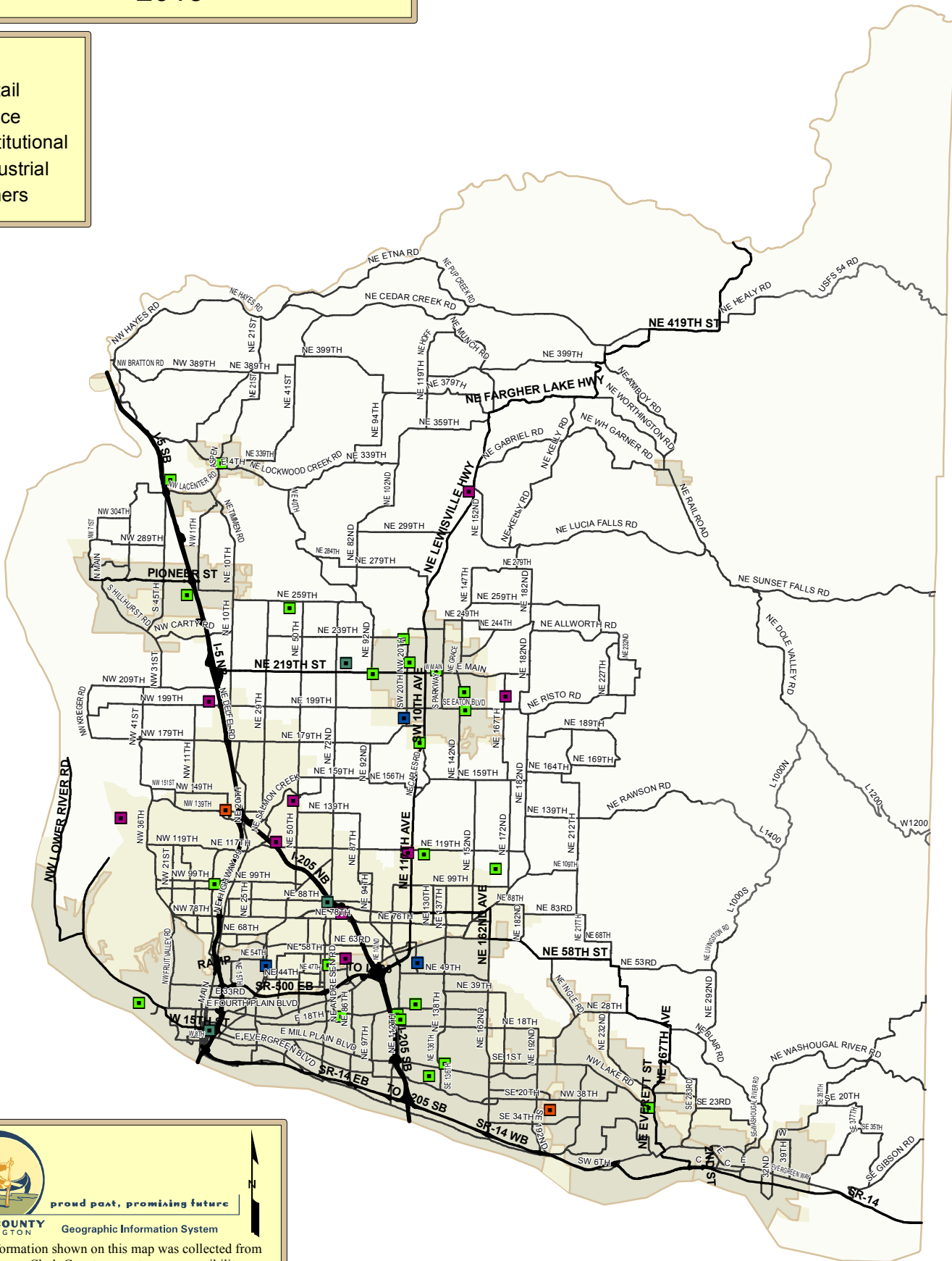
Non-Residential Square Footage by Type



Non-Residential Permit Summary 2013

KEY

- Retail
- Office
- Institutional
- Industrial
- Others



proud past, promising future
CLARK COUNTY WASHINGTON Geographic Information System

NOTE: Information shown on this map was collected from several sources. Clark County accepts no responsibility for any inaccuracies that may be present.

0 11,500 23,000 46,000 Feet