

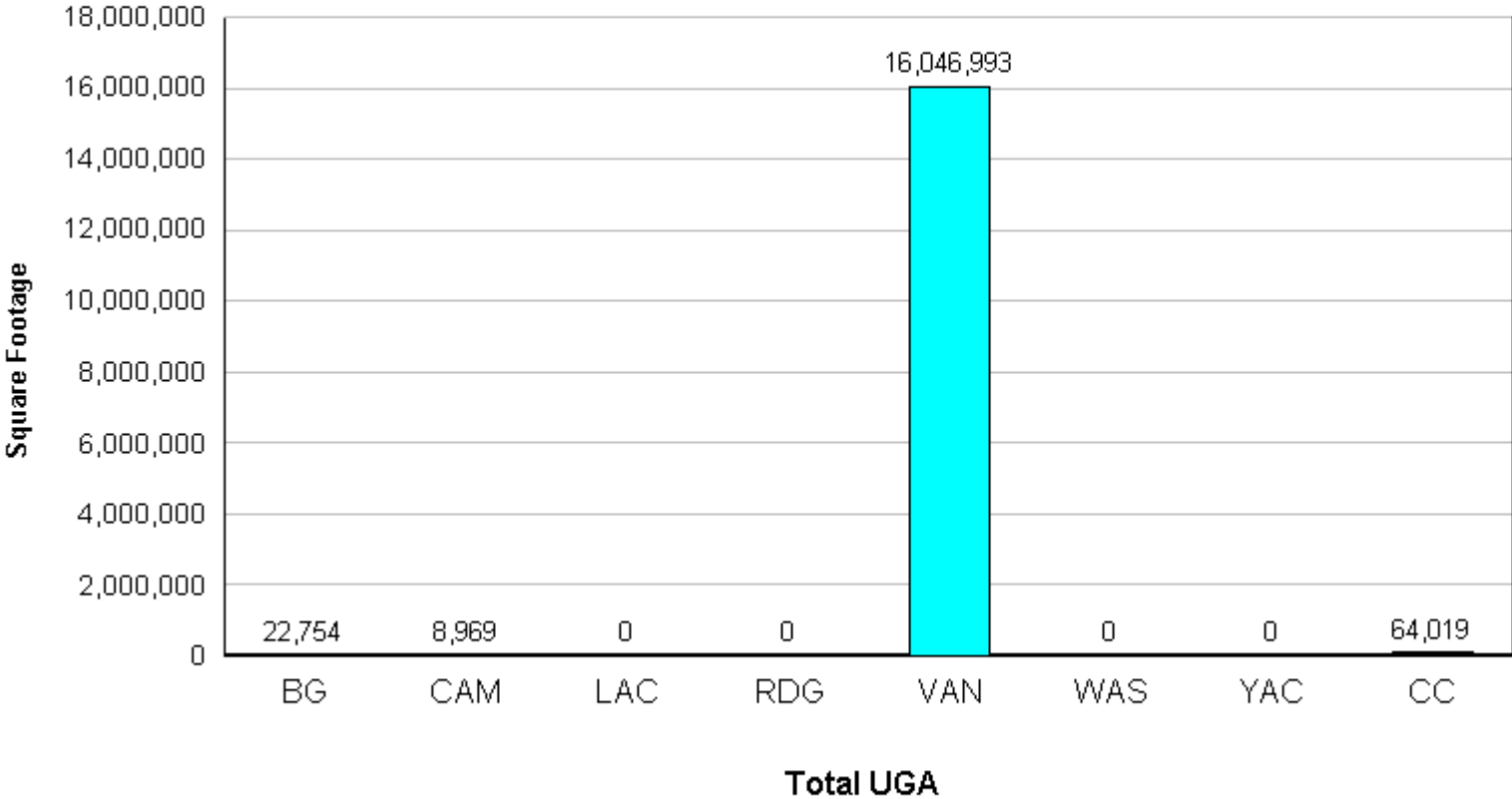
Non-Residential Summary

Reporting Period: 1/1/2003 - 12/31/2003

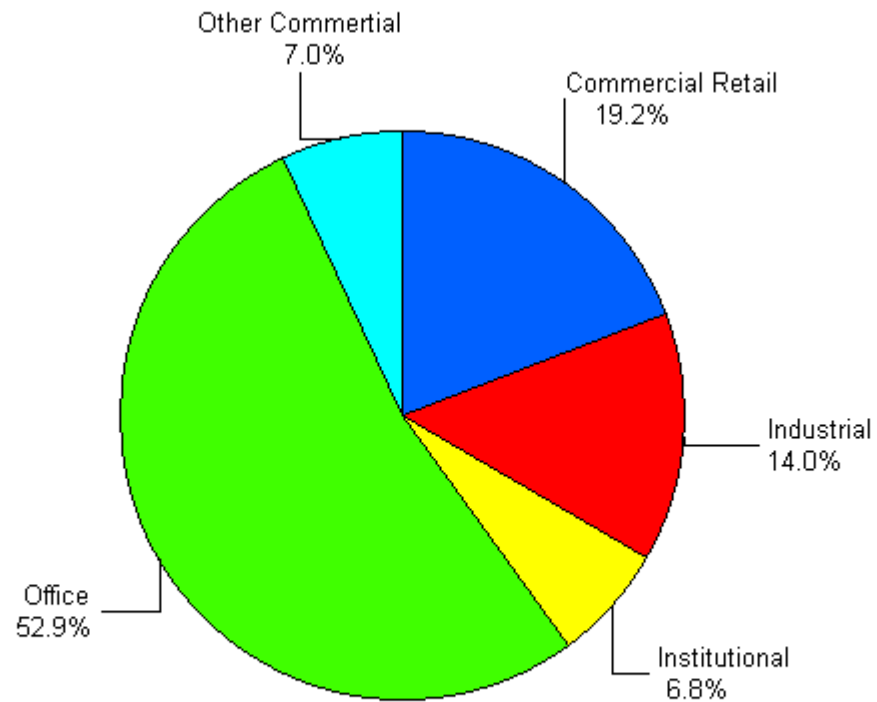
Jurisdiction	Retail		Office		Institutional		Industrial		Others		Total				
	No	SqFt	No	SqFt	No	SqFt	No	SqFt	No	SqFt	No	SqFt	Site ac.	CA ac.	FAR
Battle Ground	1	1,972	2	13,282	0	0	0	0	1	7,500	4	22,754	11.53	6.69	0.11
Battle Ground UGA	0	0	0	0	0	0	0	0	0	0	0	0	0.00	0.00	0.00
Sub Total	1	1,972	2	13,282	0	0	0	0	1	7,500	4	22,754	11.53	6.69	0.11
Camas	0	0	0	0	1	650	0	0	10	8,319	11	8,969	6.86	2.38	0.05
Camas UGA	0	0	0	0	0	0	0	0	0	0	0	0	0.00	0.00	0.00
Sub Total	0	0	0	0	1	650	0	0	10	8,319	11	8,969	6.86	2.38	0.05
La Center	0	0	0	0	0	0	0	0	0	0	0	0	0.00	0.00	0.00
La Center UGA	0	0	0	0	0	0	0	0	0	0	0	0	0.00	0.00	0.00
Sub Total	0	0	0	0	0	0	0	0	0	0	0	0	0.00	0.00	0.00
Ridgefield	0	0	0	0	0	0	0	0	0	0	0	0	0.00	0.00	0.00
Ridgefield UGA	0	0	0	0	0	0	0	0	0	0	0	0	0.00	0.00	0.00
Sub Total	0	0	0	0	0	0	0	0	0	0	0	0	0.00	0.00	0.00
Vancouver	14	2,878,228	8	8,452,492	8	703,449	15	2,101,901	7	522,110	52	14,658,180	318.32	55.39	1.28
Vancouver UGA	14	220,197	5	78,846	6	332,316	9	163,697	10	593,757	44	1,388,813	606.60	111.09	0.06
Sub Total	28	3,098,425	13	8,531,338	14	1,035,765	24	2,265,598	17	1,115,867	96	16,046,993	924.91	166.48	0.49
Washougal	0	0	0	0	0	0	0	0	0	0	0	0	0.00	0.00	0.00
Washougal UGA	0	0	0	0	0	0	0	0	0	0	0	0	0.00	0.00	0.00
Sub Total	0	0	0	0	0	0	0	0	0	0	0	0	0.00	0.00	0.00
Yacolt	0	0	0	0	0	0	0	0	0	0	0	0	0.00	0.00	0.00
Yacolt UGA	0	0	0	0	0	0	0	0	0	0	0	0	0.00	0.00	0.00
Sub Total	0	0	0	0	0	0	0	0	0	0	0	0	0.00	0.00	0.00
Clark County (Rural)	1	2,789	0	0	3	57,674	1	2,400	2	1,156	7	64,019	61.75	40.74	0.07
Sub Total (Cities)	15	2,880,200	10	8,465,774	9	704,099	15	2,101,901	18	537,929	67	14,689,903	336.71	64.46	1.24
Sub Total (UGAs)	14	220,197	5	78,846	6	332,316	9	163,697	10	593,757	44	1,388,813	606.60	111.09	0.06
Sub Total (Urban)	29	3,100,397	15	8,544,620	15	1,036,415	24	2,265,598	28	1,131,686	111	16,078,716	943.31	175.55	0.48
Grand Total (Urban & Rural)	30	3,103,186	15	8,544,620	18	1,094,089	25	2,267,998	30	1,132,842	118	16,142,735	1,005.06	216.29	0.47

Note: This report is based on fully completed permit records received from the above jurisdictions

Non-Residential Square Footage by Jurisdiction



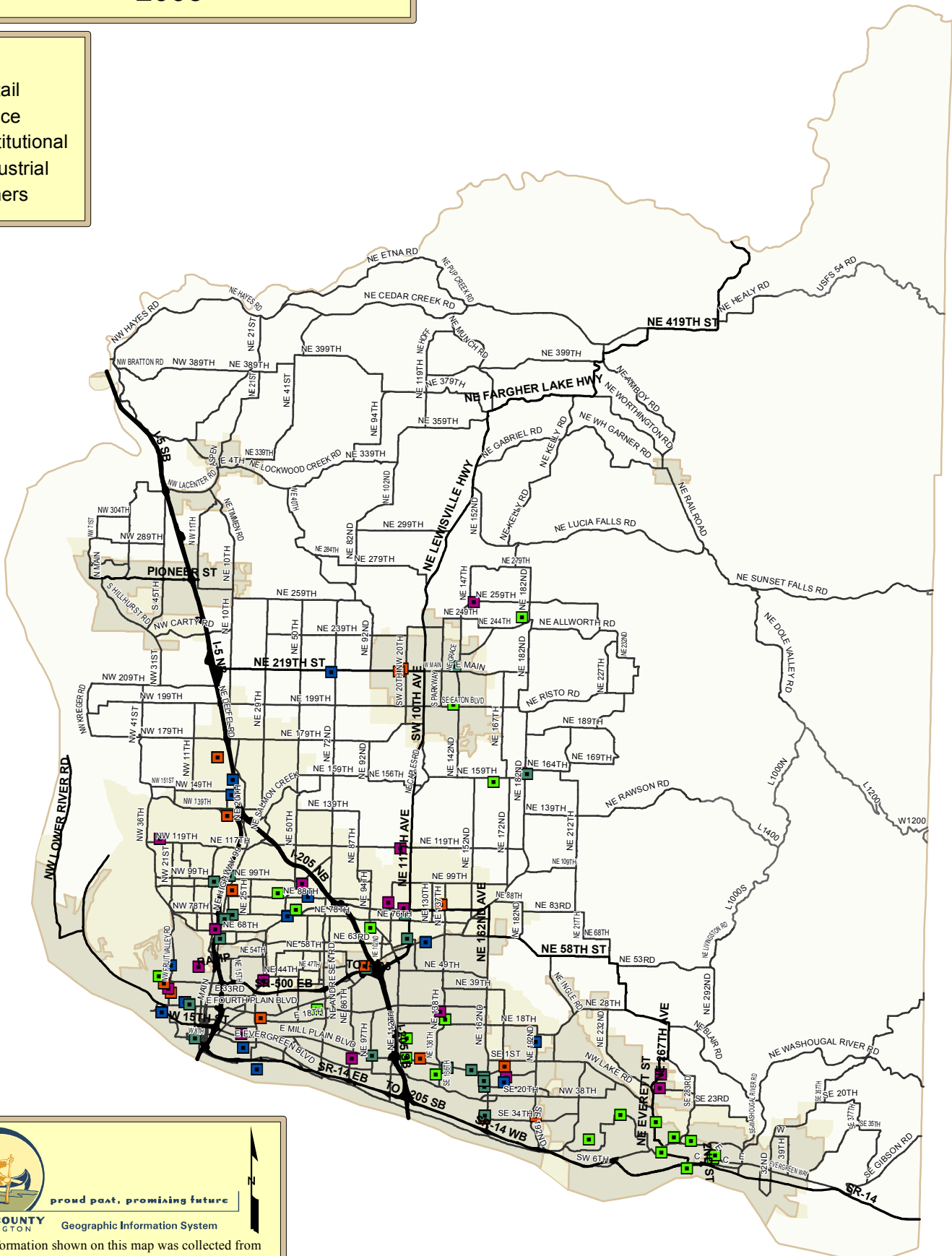
Non-Residential Square Footage by Type



Non-Residential Permit Summary 2003

KEY

- Retail
- Office
- Institutional
- Industrial
- Others



CLARK COUNTY
WASHINGTON Geographic Information System

NOTE: Information shown on this map was collected from several sources. Clark County accepts no responsibility for any inaccuracies that may be present.

0 11,500 23,000 46,000 Feet