

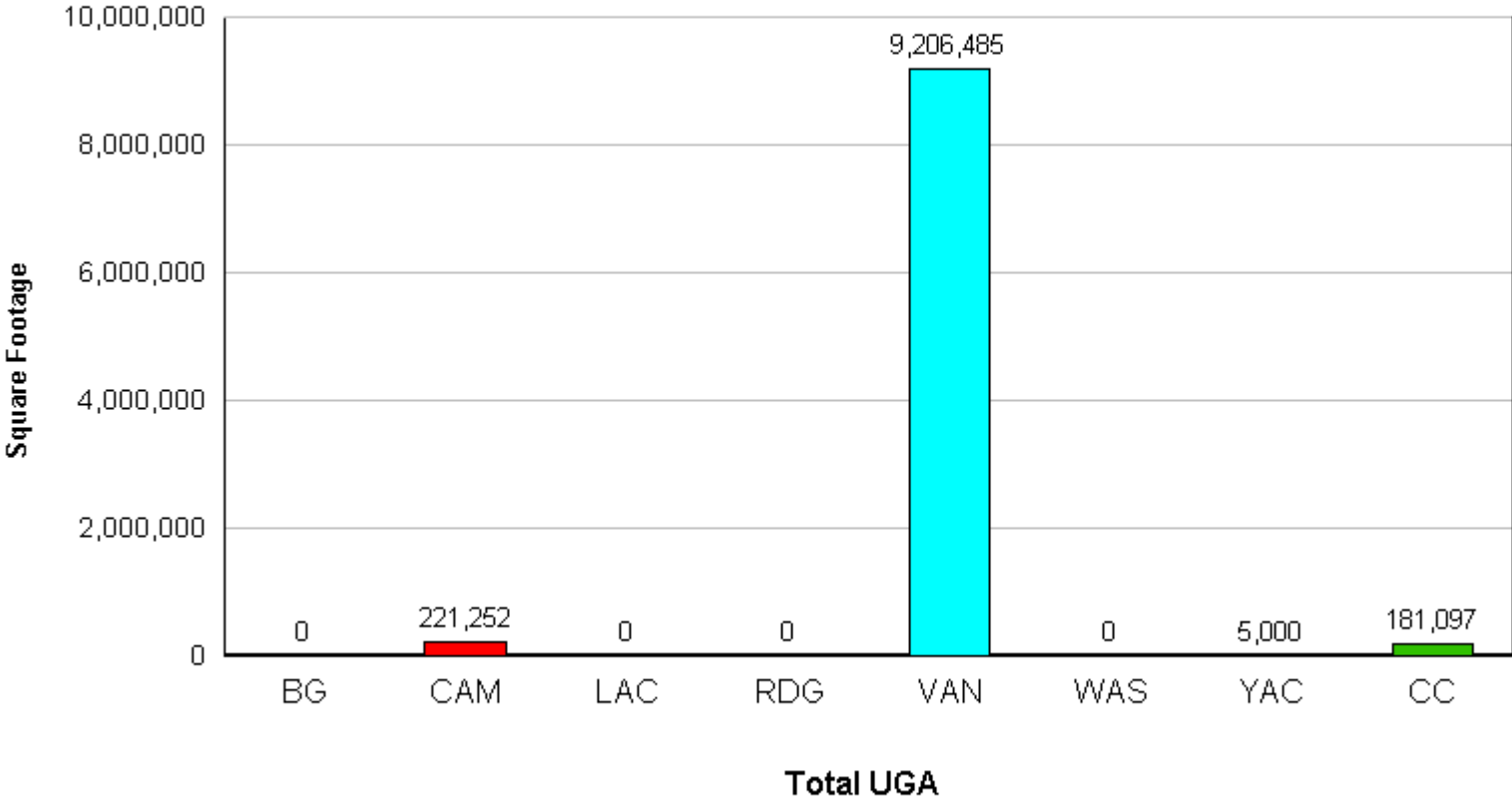
Non-Residential Summary

Reporting Period: 1/1/2002 - 12/31/2002

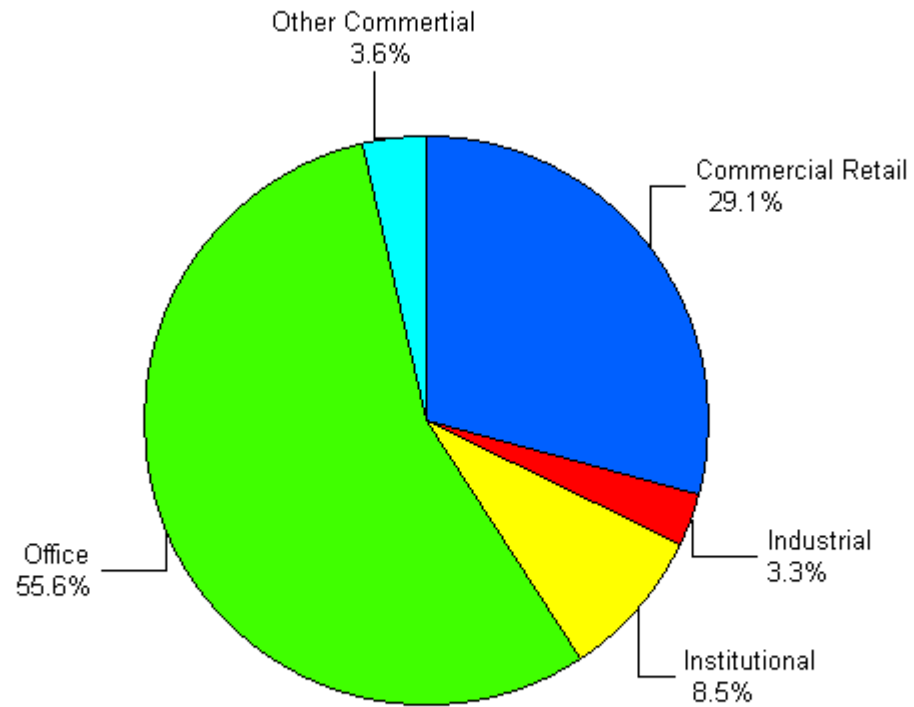
Jurisdiction	Retail		Office		Institutional		Industrial		Others		Total				
	No	SqFt	No	SqFt	No	SqFt	No	SqFt	No	SqFt	No	SqFt	Site ac.	CA ac.	FAR
Battle Ground	0	0	0	0	0	0	0	0	0	0	0	0	0.00	0.00	0.00
Battle Ground UGA	0	0	0	0	0	0	0	0	0	0	0	0	0.00	0.00	0.00
Sub Total	0	0	0	0	0	0	0	0	0	0	0	0	0.00	0.00	0.00
Camas	0	0	0	0	2	218,052	0	0	10	3,200	12	221,252	171.49	0.00	0.03
Camas UGA	0	0	0	0	0	0	0	0	0	0	0	0	0.00	0.00	0.00
Sub Total	0	0	0	0	2	218,052	0	0	10	3,200	12	221,252	171.49	0.00	0.03
La Center	0	0	0	0	0	0	0	0	0	0	0	0	0.00	0.00	0.00
La Center UGA	0	0	0	0	0	0	0	0	0	0	0	0	0.00	0.00	0.00
Sub Total	0	0	0	0	0	0	0	0	0	0	0	0	0.00	0.00	0.00
Ridgefield	0	0	0	0	0	0	0	0	0	0	0	0	0.00	0.00	0.00
Ridgefield UGA	0	0	0	0	0	0	0	0	0	0	0	0	0.00	0.00	0.00
Sub Total	0	0	0	0	0	0	0	0	0	0	0	0	0.00	0.00	0.00
Vancouver	9	1,979,070	9	5,325,457	3	314,708	4	99,461	10	218,119	35	7,936,815	180.06	18.34	1.13
Vancouver UGA	6	799,608	4	22,250	3	112,332	4	214,505	21	120,975	38	1,269,670	840.24	189.94	0.04
Sub Total	15	2,778,678	13	5,347,707	6	427,040	8	313,966	31	339,094	73	9,206,485	1,020.31	208.28	0.26
Washougal	0	0	0	0	0	0	0	0	0	0	0	0	0.00	0.00	0.00
Washougal UGA	0	0	0	0	0	0	0	0	0	0	0	0	0.00	0.00	0.00
Sub Total	0	0	0	0	0	0	0	0	0	0	0	0	0.00	0.00	0.00
Yacolt	1	5,000	0	0	0	0	0	0	0	0	1	5,000	2.93	0.00	0.04
Yacolt UGA	0	0	0	0	0	0	0	0	0	0	0	0	0.00	0.00	0.00
Sub Total	1	5,000	0	0	0	0	0	0	0	0	1	5,000	2.93	0.00	0.04
Clark County (Rural)	1	12,000	0	0	5	169,097	0	0	0	0	6	181,097	614.07	355.79	0.02
Sub Total (Cities)	10	1,984,070	9	5,325,457	5	532,760	4	99,461	20	221,319	48	8,163,067	354.49	18.34	0.56
Sub Total (UGAs)	6	799,608	4	22,250	3	112,332	4	214,505	21	120,975	38	1,269,670	840.24	189.94	0.04
Sub Total (Urban)	16	2,783,678	13	5,347,707	8	645,092	8	313,966	41	342,294	86	9,432,737	1,194.73	208.28	0.22
Grand Total (Urban & Rural)	17	2,795,678	13	5,347,707	13	814,189	8	313,966	41	342,294	92	9,613,834	1,808.80	564.07	0.18

Note: This report is based on fully completed permit records received from the above jurisdictions

Non-Residential Square Footage by Jurisdiction



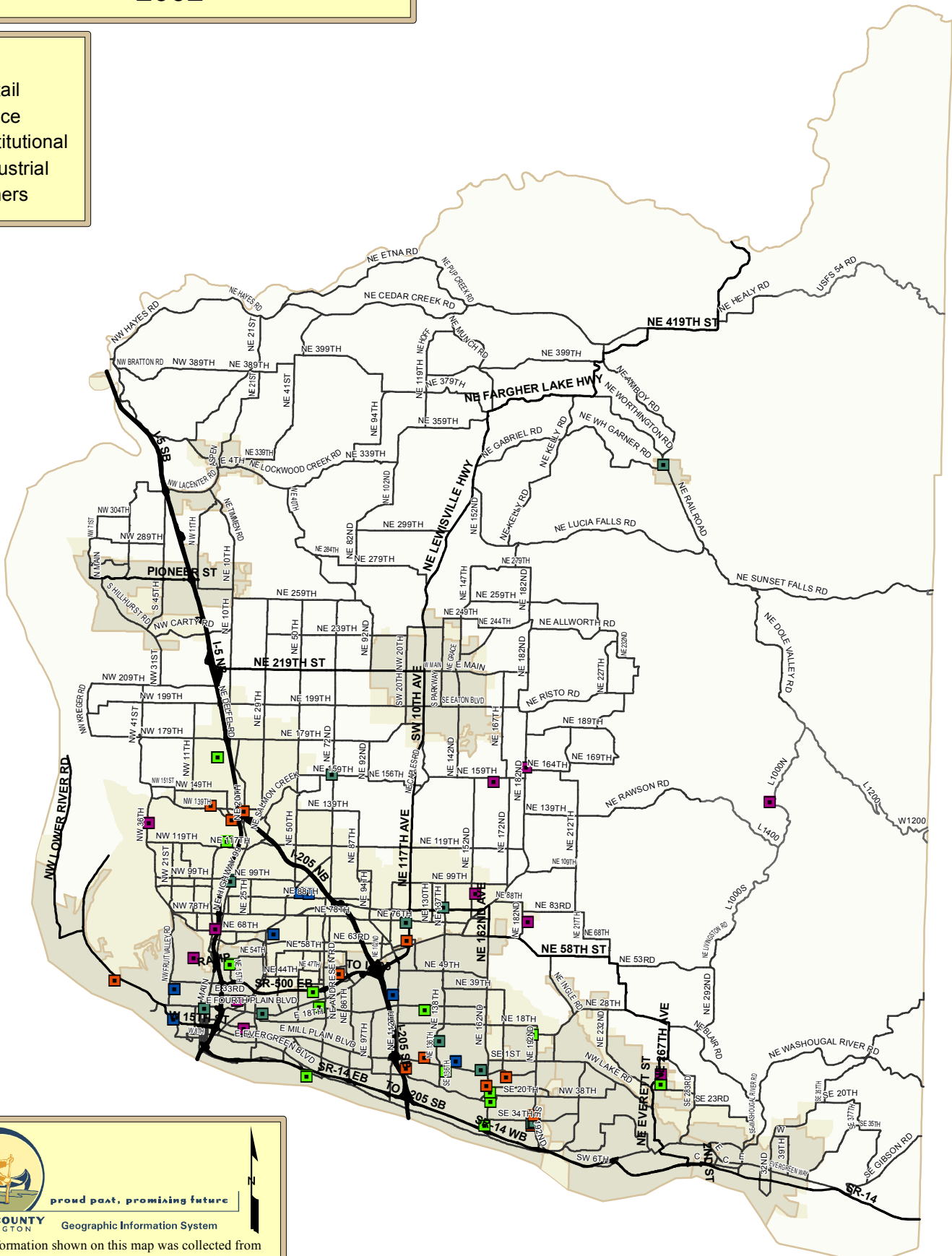
Non-Residential Square Footage by Type



Non-Residential Permit Summary 2002

KEY

- Retail
- Office
- Institutional
- Industrial
- Others



CLARK COUNTY
WASHINGTON Geographic Information System

NOTE: Information shown on this map was collected from several sources. Clark County accepts no responsibility for any inaccuracies that may be present.

0 11,500 23,000 46,000 Feet